

CHAPTER 4

DIRECTIONAL SIGNS

CONTENTS:

- **Directional Signage For:**
 - **Private Streets**
 - **Apartments**
- **Residential Address Plates**
- **Private Community Street Signage**
- **Elevator Identification**

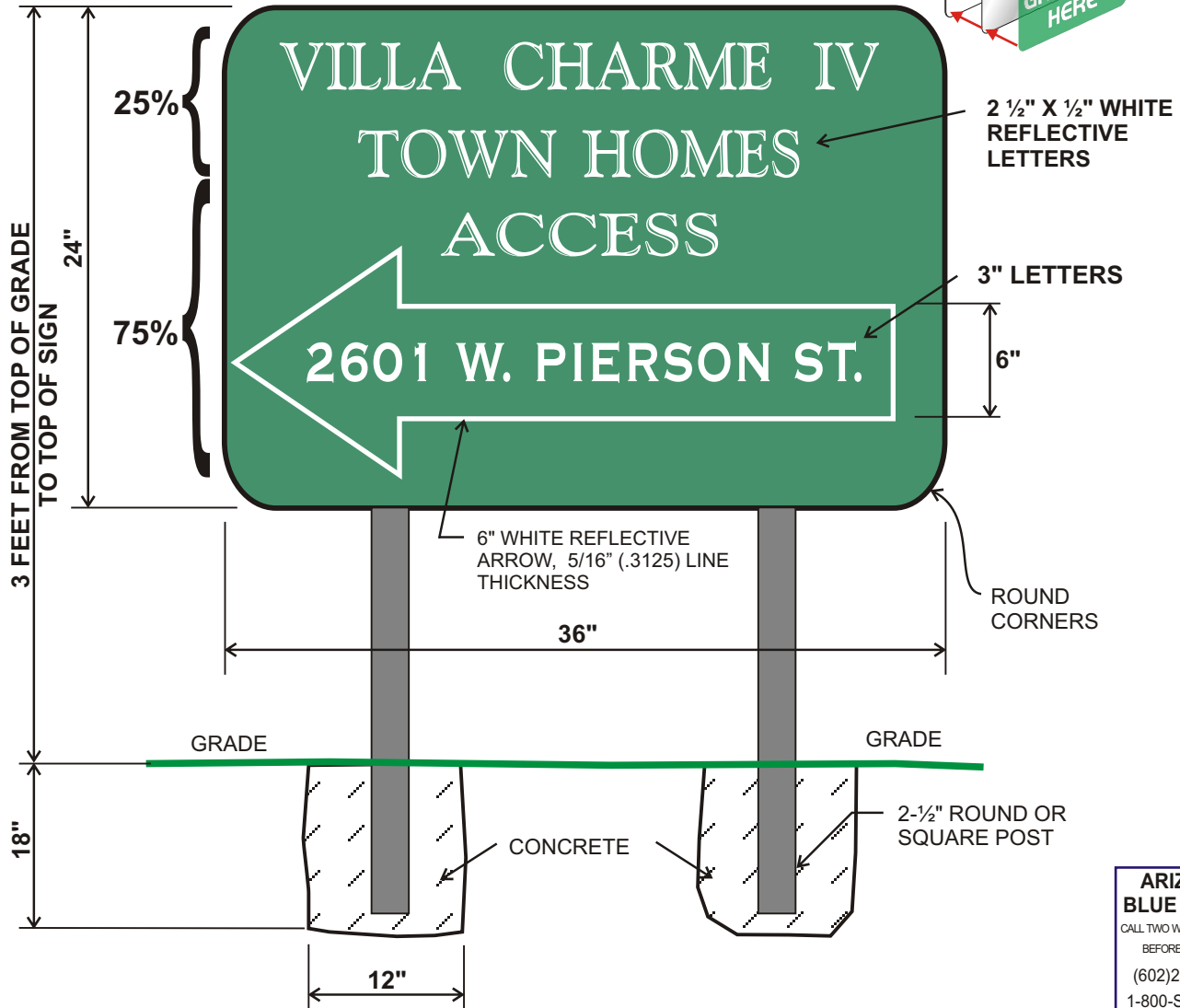
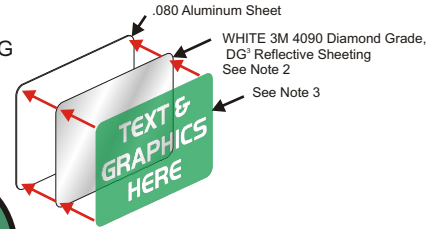
PURPOSE:

A correctly addressed and identified property is a critical factor in emergency responders response times.

FIRE DEPT. ACCESS DIRECTIONAL SIGN FOR STREET LOCATION INSTALL ADJACENT TO CITY STREET

SIGN NOTES:

1. SIGN PLATE SHALL BE .080 ALUMINUM WITH 1½" RADIUS CORNERS.
2. THE SIGN FACE SHALL HAVE A WHITE 3M DIAMOND GRADE REFLECTIVE SHEETING (DG³ 4090 SERIES OR EQUIVALENT) APPLIED AS A BACKGROUND TO THE ALUMINUM PLATE.
3. LETTERING / NUMBERING/ GRAPHICS SHALL BE A DARK CONTRASTING, 3M SCOTCHLITE ACRYLIC, TRANSPARENT, ELECTRONIC CUTTABLE FILM (3M 1170 SERIES). INVERSE CUT TO ALLOW WHITE REFLECTIVE BACKGROUND TO SHOW THROUGH.
4. TO FORM A GRAFFITI BARRIER 3M 1160 PROTECTION OVERLAY FILM MAYBE APPLIED OVER THE SIGN.
5. ALL SIGN IMAGING SHALL BE IN COMPLIANCE WITH THE REFLECTIVE SHEETING MANUFACTURE MATCH COMPONENT SYSTEM.



INSTALLATION NOTES:

1. BACK TO BACK SIGNS REQUIRED FOR TWO WAY TRAFFIC.
2. LANDSCAPING CANNOT OBSCURE SIGN.
3. SIGN MUST BE PRE-APPROVED BY FIRE PREVENTION EMERGENCY ACCESS OFFICER.
4. REQUIRES CITY OF PHOENIX SIGN PERMIT.



FNAME:DIRS164.CDR
CALL FIRE PREVENTION-ACCESS OFFICER
FOR QUESTIONS OR ASSISTANCE
(602)256-3382 OR (602)262-6771

Click on thumbtack for
Corel DRAW File



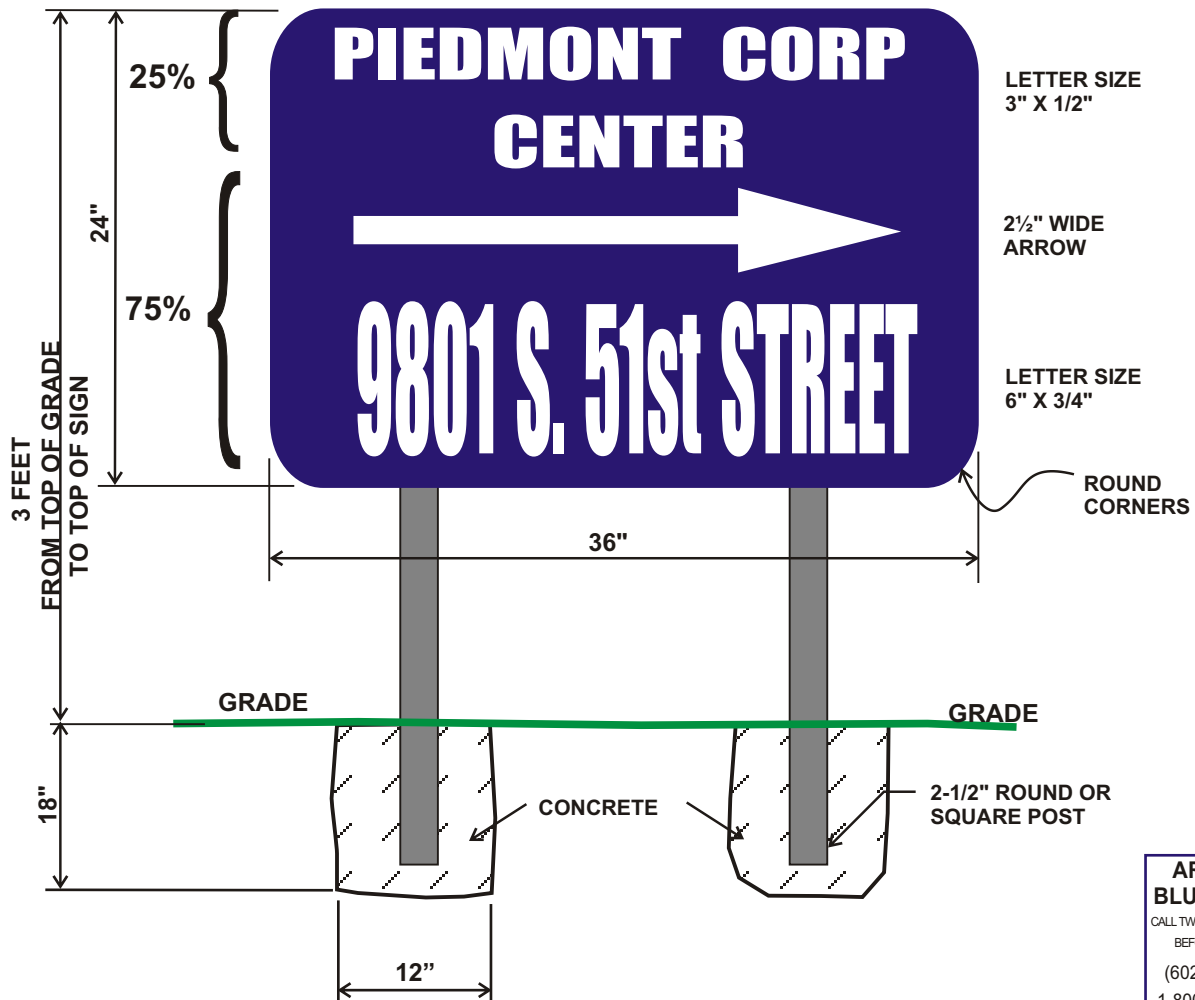
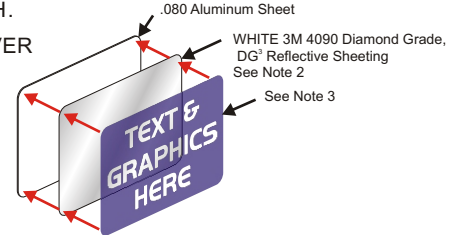
**PHOENIX
FIRE DEPARTMENT**

**FIRE DEPT. ACCESS DIRECTIONAL SIGN
FOR STREET LOCATION
INSTALL ADJACENT TO CITY STREET**

FIRE DEPT. ACCESS DIRECTIONAL SIGN FOR STREET LOCATION INSTALL ADJACENT TO CITY STREET

SIGN NOTES:

1. SIGN PLATE SHALL BE .080 ALUMINUM WITH 1½" RADIUS CORNERS.
2. THE SIGN FACE SHALL HAVE A WHITE 3M DIAMOND GRADE REFLECTIVE SHEETING (DG³ 4090 SERIES OR EQUIVALENT) APPLIED AS A BACKGROUND TO THE ALUMINUM PLATE.
3. LETTERING / NUMBERING/ GRAPHICS SHALL BE A DARK CONTRASTING, 3M SCOTCHLITE ACRYLIC, TRANSPARENT, ELECTRONIC CUTTABLE FILM (3M 1170 SERIES). INVERSE CUT TO ALLOW WHITE REFLECTIVE BACKGROUND TO SHOW THROUGH.
4. TO FORM A GRAFFITI BARRIER 3M 1160 PROTECTION OVERLAY FILM MAYBE APPLIED OVER THE SIGN.
5. ALL SIGN IMAGING SHALL BE IN COMPLIANCE WITH THE REFLECTIVE SHEETING MANUFACTURE MATCH COMPONENT SYSTEM.



INSTALLATION NOTES:

1. BACK TO BACK SIGNS REQUIRED FOR TWO WAY TRAFFIC.
2. LANDSCAPING CANNOT OBSCURE SIGN.
3. SIGN MUST BE PRE-APPROVED BY FIRE PREVENTION EMERGENCY ACCESS OFFICER.
4. REQUIRES CITY OF PHOENIX SIGN PERMIT.

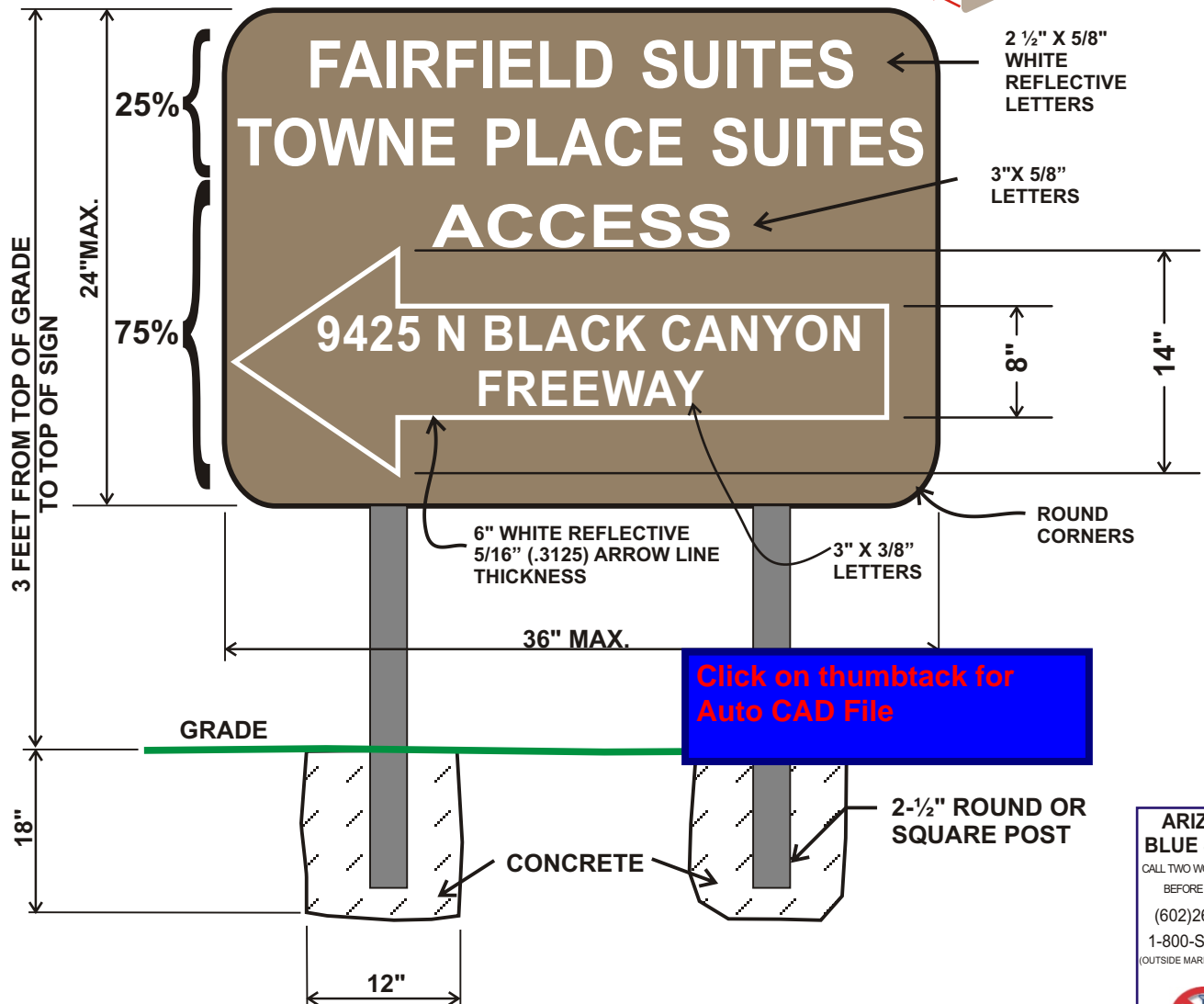
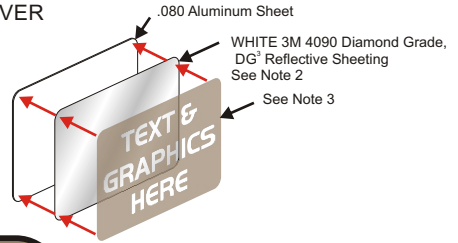
FNAME:DIRSIG2.CDR
CALL FIRE PREVENTION-ACCESS OFFICER
FOR QUESTIONS OR ASSISTANCE
(602)256-3382 OR (602)262-6771



**FIRE DEPT. ACCESS DIRECTIONAL SIGN FOR STREET LOCATION
INSTALL ADJACENT TO CITY STREET**

SIGN NOTES:

1. SIGN PLATE SHALL BE .080 ALUMINUM WITH 1½" RADIUS CORNERS.
2. THE SIGN FACE SHALL HAVE A WHITE 3M DIAMOND GRADE REFLECTIVE SHEETING (DG³ 4090 SERIES OR EQUIVALENT) APPLIED AS A BACKGROUND TO THE ALUMINUM PLATE.
3. LETTERING / NUMBERING/ GRAPHICS SHALL BE A DARK CONTRASTING, 3M SCOTCHLITE ACRYLIC, TRANSPARENT, ELECTRONIC CUTTABLE FILM (3M 1170 SERIES). INVERSE CUT TO ALLOW WHITE REFLECTIVE BACKGROUND TO SHOW THROUGH.
4. TO FORM A GRAFFITI BARRIER 3M 1160 PROTECTION OVERLAY FILM MAYBE APPLIED OVER THE SIGN.
5. ALL SIGN IMAGING SHALL BE IN COMPLIANCE WITH THE REFLECTIVE SHEETING MANUFACTURE MATCH COMPONENT SYSTEM.

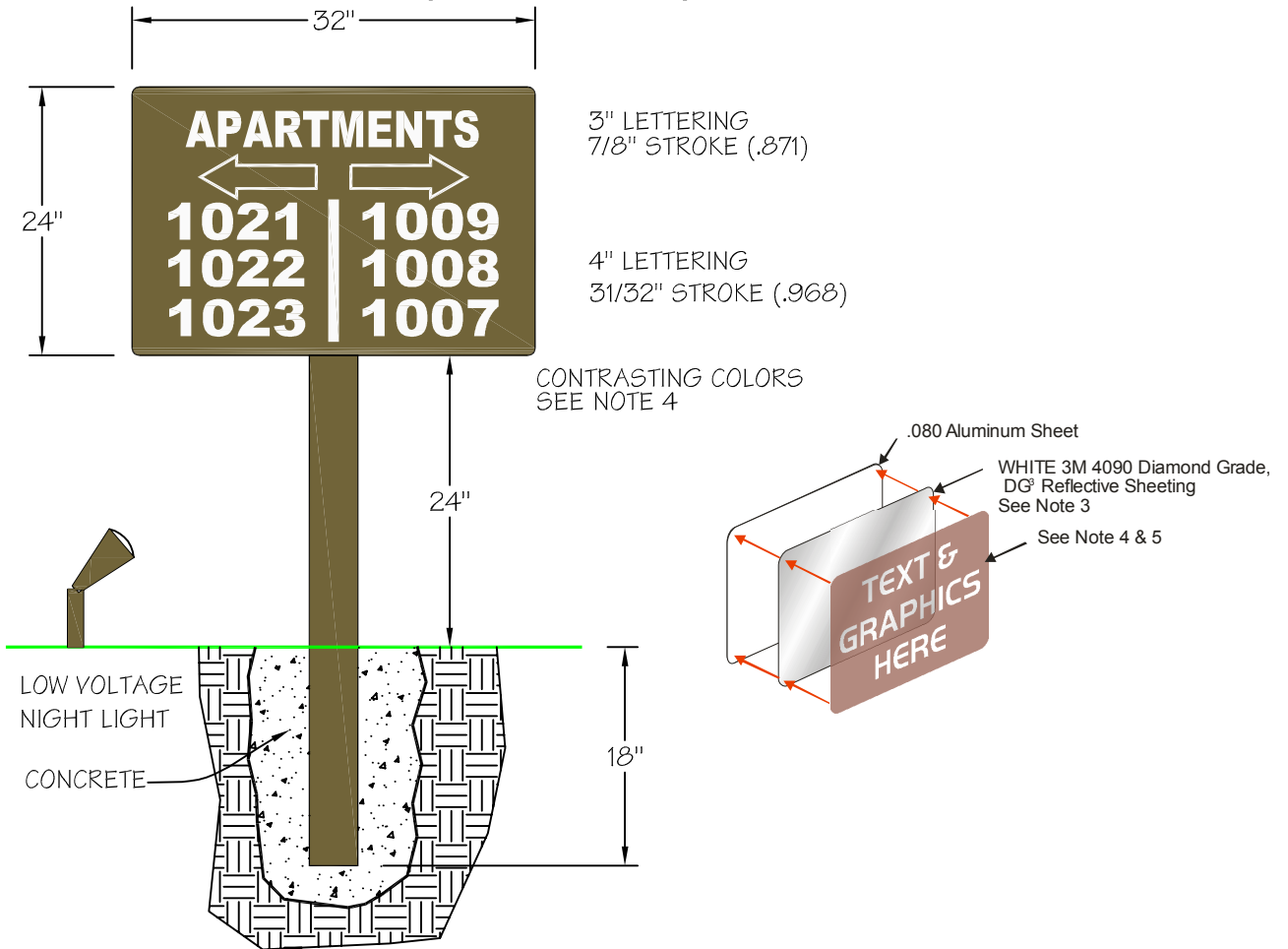


INSTALLATION NOTES:

1. BACK TO BACK SIGNS REQUIRED FOR TWO WAY TRAFFIC.
2. LANDSCAPING CANNOT OBSCURE SIGN.
3. SIGN MUST BE PRE-APPROVED BY FIRE PREVENTION EMERGENCY ACCESS OFFICER.
4. REQUIRES CITY OF PHOENIX SIGN PERMIT.

FNAME:DIRSIGN2.CDR
CALL FIRE PREVENTION-ACCESS OFFICER
FOR QUESTIONS OR ASSISTANCE
(602)256-3382 OR (602)262-6771

**DIRECTIONAL SIGN
(FIGURE 5-15)**




NOTES:

1. THE SIGN FACE SHALL BE 32" X 24" AND FABRICATED FROM .080 ALUMINUM SHEET WITH 1½" RADIUS CORNERS.
2. THE FONT USED IS ARIAL BLACK. FONTS USED FOR ADDRESSING MUST BE LEGIBLE AND EASY TO READ. THE USE OF DIFFERENT FONTS MUST BE PRE-APPROVED BY A FIRE PREVENTION EMERGENCY ACCESS OFFICER.
3. THE SIGN FACE SHALL HAVE A WHITE 3M DIAMOND GRADE REFLECTIVE SHEETING (DG³ 4090 SERIES OR EQUIVALENT) APPLIED AS A BACKGROUND TO THE ALUMINUM PLATES.
4. LETTERING / GRAPHICS SHALL BE DARK CONTRASTING, 3M SCOTCHLITE ACRYLIC, TRANSPARENT, ELECTRONIC CUTTABLE FILM (3M 1170 SERIES) INVERSE CUT TO ALLOW WHITE REFLECTIVE BACKGROUND TO SHOW THROUGH.
5. ALL SIGN IMAGING SHALL BE IN COMPLIANCE WITH THE REFLECTIVE SHEETING MANUFACTURERS MATCH COMPONENT SYSTEM.
6. TO FORM A GRAFFITI BARRIER 3M 1160 PROTECTION OVERLAY FILM MAYBE APPLIED OVER SIGN.
7. REQUIRES PRE-APPROVAL BY FIRE PREVENTION EMERGENCY ACCESS OFFICER.





FNAME:PHOTOS_RU3.CDR
CALL FIRE PREVENTION-ACCESS OFFICER
FOR QUESTIONS OR ASSISTANCE
(602)256-3382 OR (602)262-6771

Click on thumbtack for
Corel DRAW File 



FIRE DEPARTMENT
BUILDING NUMBER
UNIT SPREAD

L. Hertz DP 4.1 AUG. 2003

NOTES:

1. THE SIGN PLATE SHALL BE 36" X 24" WITH A THICKNESS OF .080 ALUMINUM CONSTRUCTION AND HAVE 1 1/2" RADIUS CORNERS.
2. SIGN FACE SHALL HAVE A WHITE REFLECTIVE COPY, **ON BLACK NON REFLECTIVE, ENGINEER GRADE VINYL BACKGROUND**, USING 3M SCOTCHLITE SIGN FACE NUMBER R7-32 OR EQUIVALENT, WITH **3M SCOTCHLITE PRESSURE SENSITIVE REFLECTIVE SHEETING, ENGINEER GRADE OR BETTER, FOR LETTERING/NUMBERING.**



100% REFLECTIVITY

SPECIAL APPLICATION

Click on thumbtack for
Corel DRAW File



FNAME: Address_St_sign.CDR
CALL FIRE PREVENTION-ACCESS OFFICER
FOR QUESTIONS OR ASSISTANCE
(602)256-3382 OR (602)262-6771



**PHOENIX
FIRE DEPARTMENT**

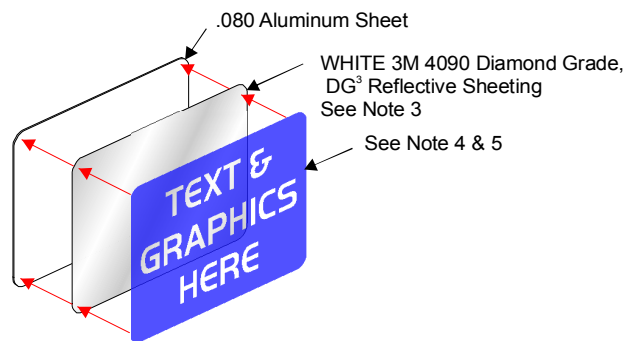
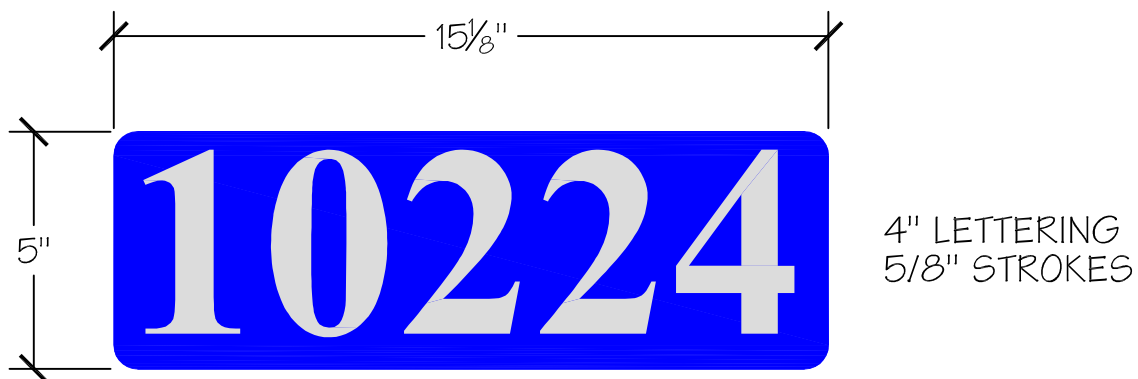
**F.D. APPROVED ACCESS UNIT I.D.
SIGN FOR STREET LOCATION**

L. HERTZ

DP 4.2

MAR. 2003

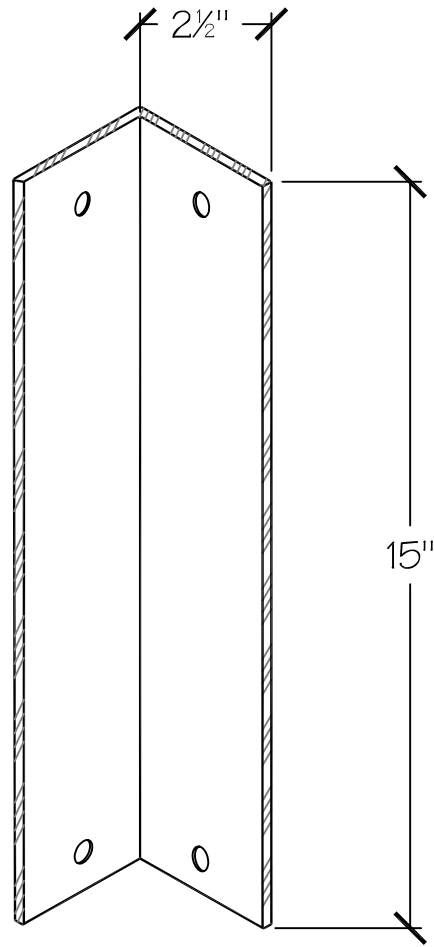
RESIDENTIAL ADDRESS PLATE





NOTES:

1. THE SIGN PLATE SHALL BE $15\frac{1}{8}"$ X $5"$ AND FABRICATED FROM .080 ALUMINUM SHEET WITH $1\frac{1}{2}"$ RADIUS CORNERS.
2. FONTS USED FOR ADDRESSING MUST BE LEGIBLE AND EASY TO READ.
3. THE SIGN FACE SHALL HAVE A WHITE 3M DIAMOND GRADE REFLECTIVE SHEETING (DG³ 4090 SERIES OR EQUIVALENT) APPLIED AS A BACKGROUND TO THE ALUMINUM PLATES.
4. LETTERING / GRAPHICS SHALL BE DARK CONTRASTING, 3M SCOTCHLITE ACRYLIC, TRANSPARENT, ELECTRONIC CUTTABLE FILM (3M 1170 SERIES) INVERSE CUT TO ALLOW WHITE REFLECTIVE BACKGROUND TO SHOW THROUGH.
5. ALL SIGN IMAGING SHALL BE IN COMPLIANCE WITH THE REFLECTIVE SHEETING MANUFACTURES MATCH COMPONENT SYSTEM.
6. TO FORM A GRAFFITI BARRIER 3M 1160 PROTECTION OVERLAY FILM MAYBE APPLIED OVER SIGN.
7. REQUIRES PRE-APPROVAL BY FIRE PREVENTION EMERGENCY ACCESS OFFICER.





**L SHAPE
MOUNTING
BRACKET**



3/16" DIA.
MOUNTING HOLE

2 1/2" LETTERING
9/16" BRUSH STROKE

3/8" X 2"


2 1/2" NUMBERS
9/16" BRUSH STROKE

NOTES:

- ◆ SIGN PLATE SHALL BE .080 ALUMINUM, WHITE REFLECTIVE BACKGROUND WITH BLACK LETTERING & NUMBERS.
- ◆ 2 1/2" X 15" X 3/16" THICK L-SHAPED ALUMINUM MOUNTING BRACKET.

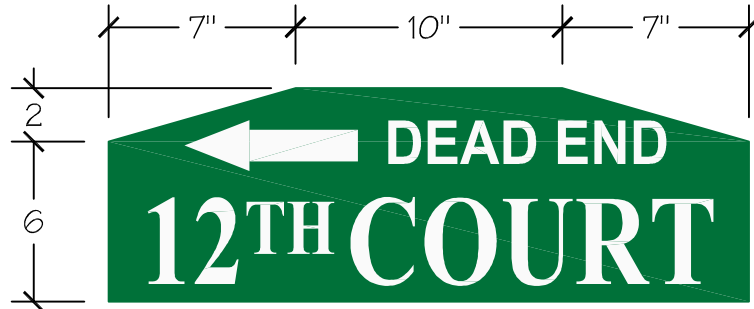
[Click on thumbtack for Auto CAD File](#)

PRIVATE COMMUNITY STREET SIGNS



3/4" (3.25) LETTERING
9/16" STROKES

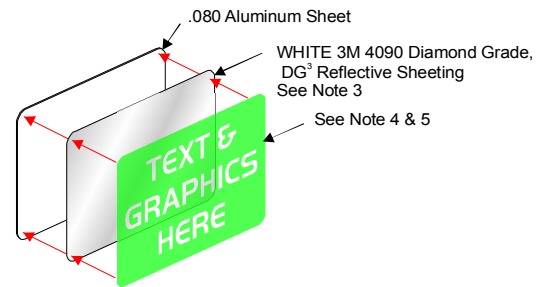
STREET SIGN



1 5/8" (1.625) LETTERING
3/8" STROKES

3/4" (3.25) LETTERING
9/16" STROKES

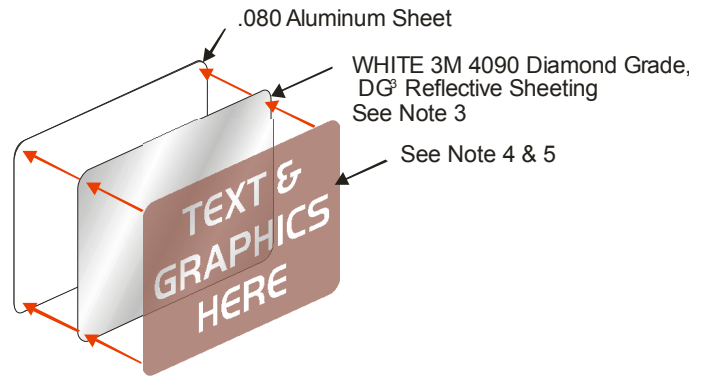
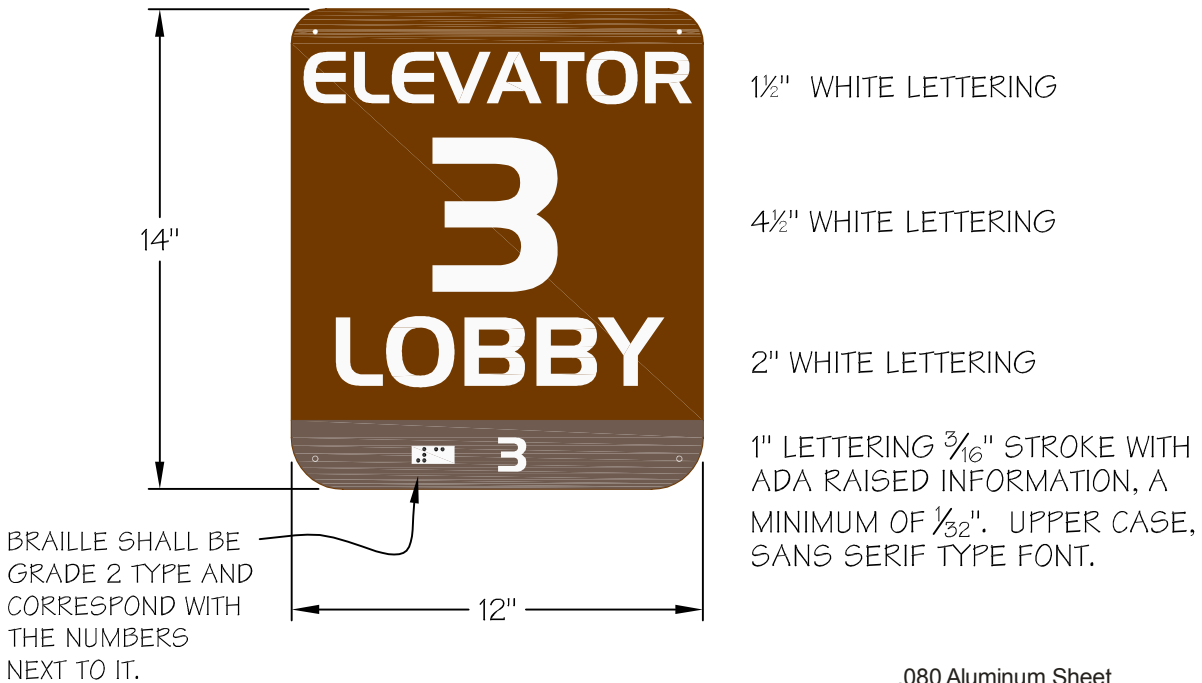
DEAD END STREET SIGN



NOTES:

1. THE STREET SIGN PLATE SHALL BE 24" X 4 3/4", THE DEAD END STREET SIGN PLATE SHALL BE 24" X 8" BOTH ARE FABRICATED FROM .080 ALUMINUM SHEET.
2. FONTS USED FOR ADDRESSING MUST BE LEGIBLE AND EASY TO READ.
3. THE SIGN FACE SHALL HAVE A WHITE 3M DIAMOND GRADE REFLECTIVE SHEETING (DG³ 4090 SERIES OR EQUIVALENT) APPLIED AS A BACKGROUND TO THE ALUMINUM PLATES.
4. LETTERING / NUMBERING SHALL BE DARK CONTRASTING, 3M SCOTCHLITE ACRYLIC, TRANSPARENT, ELECTRONIC CUTTABLE FILM (3M 1170 SERIES) INVERSE CUT TO ALLOW WHITE REFLECTIVE BACKGROUND TO SHOW THROUGH.
5. ALL SIGN IMAGING SHALL BE IN COMPLIANCE WITH THE REFLECTIVE SHEETING MANUFACTURES MATCH COMPONENT SYSTEM.
6. TO FORM A GRAFFITI BARRIER 3M 1160 PROTECTION OVERLAY FILM MAYBE APPLIED OVER SIGN.
7. REQUIRES PRE-APPROVAL BY FIRE PREVENTION EMERGENCY ACCESS OFFICER.






NOTES:

1. THE SIGN FACE SHALL BE 12" X 14" AND FABRICATED FROM .080 ALUMINUM SHEET WITH 1 1/2" RADIUS CORNERS.
2. THE SIGN SHALL IDENTIFY THE ELEVATOR NUMBERS AND LOBBY. FONT STYLE USED IS HANDEL GOTHIC BT CAPITAL FONTS
3. THE SIGN FACE SHALL HAVE A WHITE 3M DIAMOND GRADE REFLECTIVE SHEETING (DG⁵ 4090 SERIES OR EQUIVALENT) APPLIED AS A BACKGROUND TO THE ALUMINUM PLATES.
4. LETTERING / GRAPHICS SHALL BE HIGH PERFORMANCE, NON-REFLECTIVE, CUTTABLE VINYL (3M 7725 SERIES) INVERSE CUT TO ALLOW WHITE REFLECTIVE BACKGROUND TO SHOW THROUGH.
5. ALL SIGN IMAGING SHALL BE IN COMPLIANCE WITH THE REFLECTIVE SHEETING MANUFACTURES MATCH COMPONENT SYSTEM.
6. REQUIRES PRE-APPROVAL BY FIRE PREVENTION EMERGENCY ACCESS OFFICER.

Click on thumbtack for Auto CAD File 

Special Application for Elevator Lobby Fire Doors

 **PHOENIX FIRE DEPARTMENT**
ELEVATOR LOBBY F.D. ACCESS IDENTIFICATION SIGN
 L. HERTZ DETAIL 4.8 MARCH 2006

FILE NAME: FIRE_DOORS.dwg
 CALL FIRE PREVENTION-ACCESS OFFICER FOR QUESTIONS OR ASSISTANCE
 602-256-3382 OR 602-262-6771