

Police

Mission Statement

The Phoenix Police Department is committed to providing the citizens of Phoenix with quality and professional law enforcement services. Our vision is to make Phoenix the safest major city in the nation.

Key Services

To provide efficient emergency response to calls for service, as first responders. To provide quality criminal investigations, expand crime suppression efforts, and address traffic safety issues. To provide enhanced crime prevention and neighborhood security.

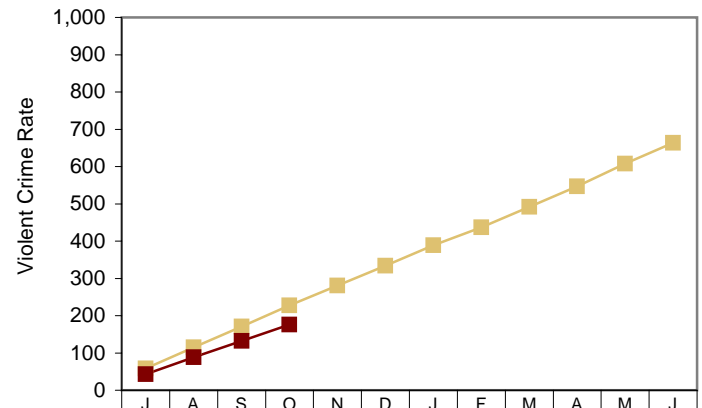
Violent Crime Rate

Target: 664 per 100,000 **YTD Actual: 176**

Goal:
To reduce the violent crime rate and enhance community safety

Target:
664 violent crimes per 100,000 persons

Significance:
The target measures change in the overall rate of violent crime based on Uniform Crime Reporting (UCR) standards compared to the average of the past 5 fiscal years, accounting for growth in the population.



5 Year Avg	59	115	171	228	281	334	389	437	492	547	608	664
YTD FY 09/10	43	88	132	176								

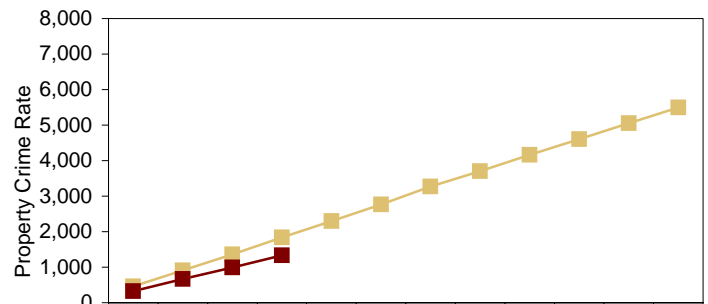
Property Crime Rate

Target: 5,500 per 100,000 **YTD Actual: 1,331**

Goal:
To reduce the property crime rate and enhance community safety

Target:
5,500 property crimes per 100,000 persons

Significance:
The target measures change in the overall rate of property crime based on Uniform Crime Reporting (UCR) standards compared to the average of the past 5 fiscal years, accounting for growth in the population.



5 Year Avg	455	907	1,360	1,841	2,299	2,768	3,266	3,699	4,164	4,606	5,057	5,500
YTD FY 09/10	321	665	990	1,331								

Visit us on the Web @ phoenix.gov

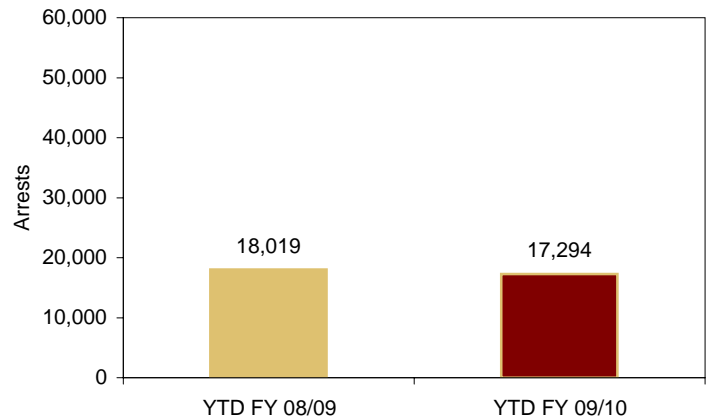
Arrests

Target: 53,881 arrests	YTD Arrests: 17,294
-------------------------------	----------------------------

Goal:
To increase arrests with a focus on serious violent offenders

Target:
53,881 arrests

Significance:
The Police Department is focusing on increasing arrests, with an emphasis on serious violent offenders, to enhance community safety.



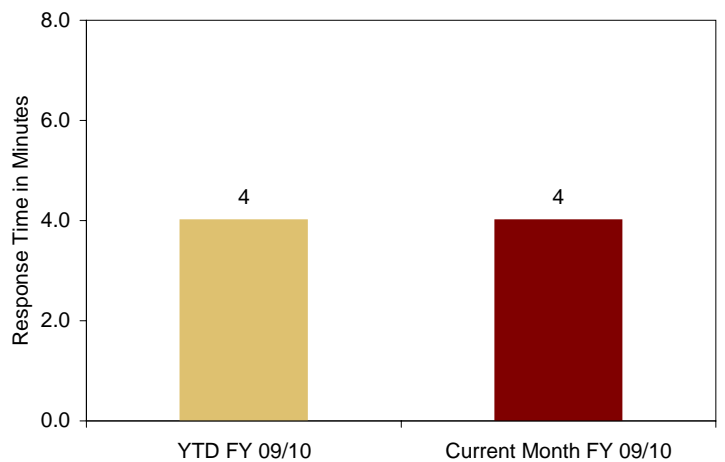
Response Time for Priority 1 Calls

Target: 5 minutes	YTD Median: 4
--------------------------	----------------------

Goal:
To maintain a rapid response time to high priority calls

Target:
Median response time of 5 minutes

Significance:
Rapid response time of 5 minutes to high priority calls is critical to meet the needs of the community for emergency response service.



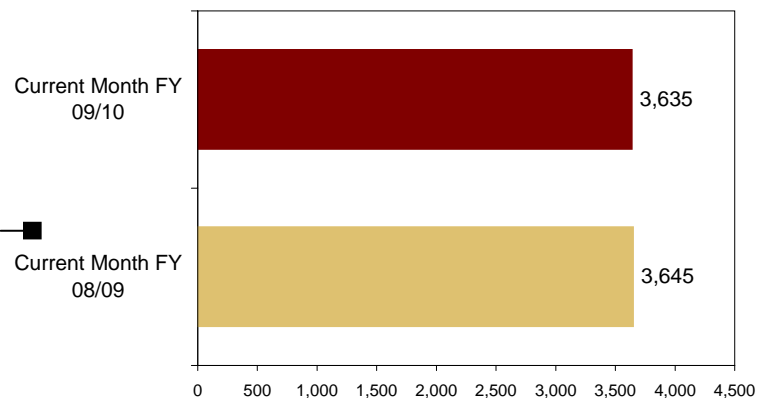
Authorized Sworn Staffing

Target: 3,643 positions	YTD Positions: 3,635
--------------------------------	-----------------------------

Goal:
To increase staffing of sworn positions to meet departmental and community needs

Target:
To maintain 3,643 or more sworn officer positions

Significance:
Maintaining or increasing sworn staffing levels is necessary to meet workload and community needs.



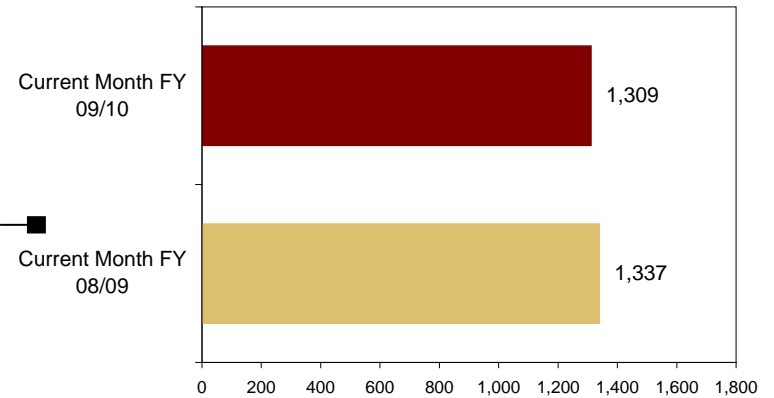
Authorized Civilian Staffing

Target: 1,306 positions **YTD Positions: 1,309**

Goal:
To increase staffing of civilian positions to meet departmental and community needs

Target:
To maintain 1,306 or more civilian positions

Significance:
Maintaining or increasing civilian staffing levels is necessary to meet workload and community needs.



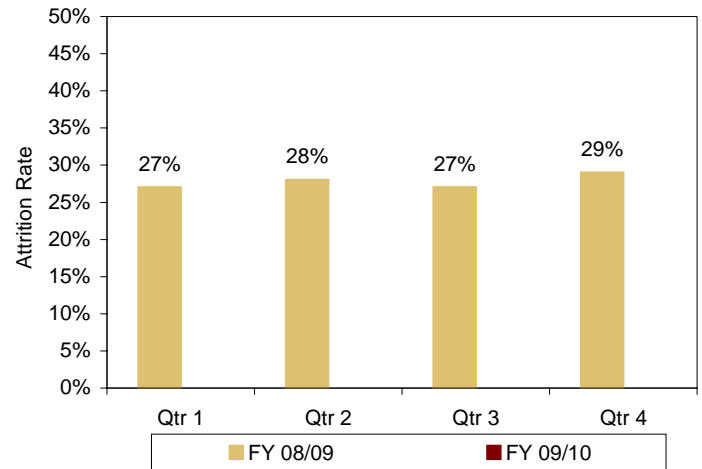
Sworn Staffing Hiring Attrition

Target: 25% max **YTD Attrition: N/A**

Goal:
To improve the attrition rate out of the academy and initial training program while maintaining current standards

Target:
At or below 25% attrition

Significance:
Maintaining a low attrition rate from the academy and initial training process, while maintaining current standards, helps to increase staffing levels and meet hiring goals. YTD is shown as of the last completed quarter.



Department Budget

Target: 100% **YTD Spending: 33%**

Goal:
To maintain annual spending levels within the appropriated budget

Target:
Maintain 100% of annual spending levels

Significance:
Ensuring that department spending is within budget and financial resources are being used appropriately by identifying cost savings measures within the department budget.

