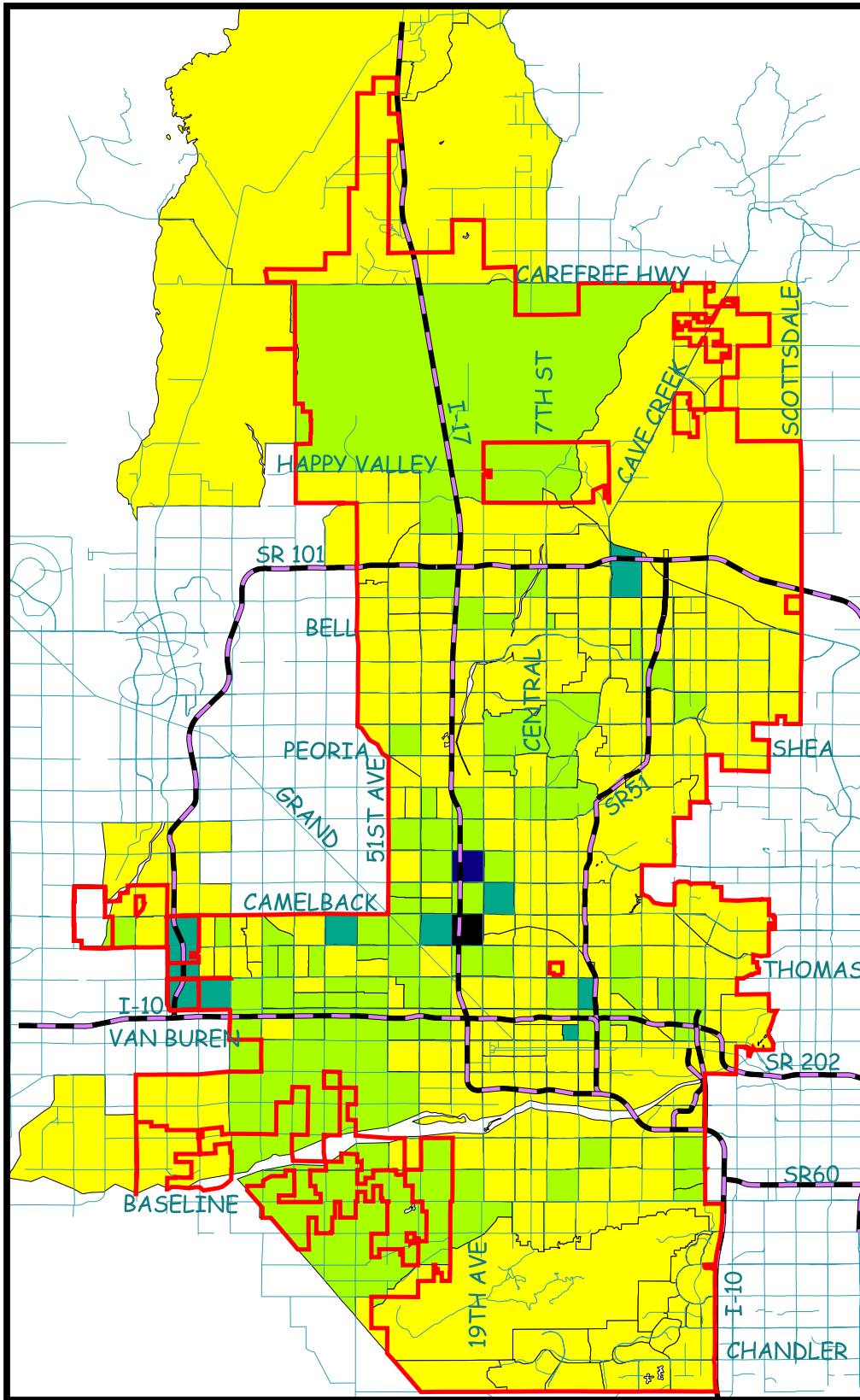


# Persons with Two or More Races in Phoenix (2000)

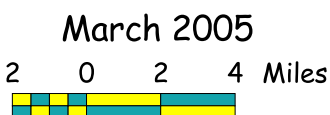


**Notes:**

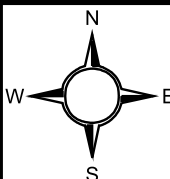
1. Persons of Two or More Races for the selected Census Tracts on this map are 45,469 People.
2. Persons of Two or More Races for the Phoenix City Limits are 44,594 People.

Source: U.S. Census, "Summary File 3." Washington D.C. April, 1, 2000.

By: Max Enterline, Planner II  
 City of Phoenix Planning Department  
 Research Team  
 Revised March 17, 2005.



## Planning Department



# Persons with Two or More Races in Phoenix, 2000

2000 Census Data

| TRACT    | PERSONS | % of TRACT | TRACT   | PERSONS | % of TRACT | TRACT     | PERSONS | % of TRACT | TRACT     | PERSONS | % of TRACT |
|----------|---------|------------|---------|---------|------------|-----------|---------|------------|-----------|---------|------------|
| 303.02   | 273     | 6.07%      | 1033.06 | 135     | 3.44%      | 1082      | 76      | 2.26%      | 1127      | 326     | 4.17%      |
| 303.03   | 278     | 5.02%      | 1034    | 109     | 2.11%      | 1083      | 104     | 1.61%      | 1128      | 77      | 7.46%      |
| 303.04   | 95      | 1.46%      | 1035.01 | 119     | 3.64%      | 1084      | 76      | 1.42%      | 1129      | 194     | 3.15%      |
| 303.07   | 67      | 2.30%      | 1035.02 | 125     | 1.98%      | 1085      | 116     | 2.10%      | 1130      | 15      | 0.88%      |
| 303.08   | 13      | 0.42%      | 1036.04 | 41      | 1.06%      | 1086.01   | 158     | 4.33%      | 1131      | 34      | 1.43%      |
| 303.09   | 45      | 0.92%      | 1036.05 | 83      | 1.28%      | 1086.02   | 115     | 2.45%      | 1132.01   | 411     | 11.89%     |
| 303.10   | 225     | 7.60%      | 1036.06 | 87      | 2.15%      | 1087      | 3       | 1.05%      | 1132.02   | 67      | 2.11%      |
| 303.14   | 108     | 2.54%      | 1036.07 | 66      | 1.36%      | 1088.01   | 110     | 6.73%      | 1132.03   | 132     | 4.00%      |
| 303.15   | 103     | 1.48%      | 1036.08 | 133     | 4.98%      | 1088.02   | 133     | 4.18%      | 1133      | 213     | 3.28%      |
| 303.16   | 71      | 1.54%      | 1036.09 | 117     | 2.16%      | 1089.01   | 179     | 5.70%      | 1134      | 19      | 1.79%      |
| 303.18   | 58      | 2.08%      | 1036.11 | 14      | 0.30%      | 1089.02   | 115     | 2.20%      | 1135      | 351     | 4.37%      |
| 303.19   | 157     | 2.61%      | 1036.12 | 52      | 1.07%      | 1090      | 977     | 6.19%      | 1136.01   | 141     | 5.23%      |
| 303.22   | 86      | 2.08%      | 1036.14 | 52      | 1.57%      | 1091      | 598     | 6.58%      | 1136.02   | 141     | 4.35%      |
| 303.23   | 112     | 2.81%      | 1036.15 | 375     | 6.98%      | 1092      | 315     | 6.67%      | 1137      | 324     | 4.66%      |
| 303.24   | 0       | 0.00%      | 1037    | 219     | 2.86%      | 1093      | 294     | 6.25%      | 1138      | 141     | 5.87%      |
| 303.25   | 53      | 1.46%      | 1039    | 96      | 1.59%      | 1094      | 415     | 5.31%      | 1139      | 28      | 2.02%      |
| 303.27   | 107     | 2.67%      | 1040    | 82      | 1.34%      | 1095      | 96      | 2.14%      | 1140      | 29      | 1.14%      |
| 303.28   | 113     | 1.56%      | 1041    | 196     | 2.94%      | 1096.01   | 191     | 3.71%      | 1141      | 57      | 2.99%      |
| 303.29   | 13      | 0.35%      | 1042.02 | 110     | 2.05%      | 1096.02   | 321     | 5.31%      | 1142      | 71      | 3.52%      |
| 303.30   | 96      | 2.02%      | 1042.03 | 255     | 3.96%      | 1096.03   | 99      | 2.17%      | 1143.01   | 54      | 4.03%      |
| 303.31   | 32      | 1.56%      | 1042.04 | 72      | 2.05%      | 1096.04   | 127     | 3.14%      | 1143.02   | 115     | 3.98%      |
| 303.32   | 65      | 1.76%      | 1042.05 | 169     | 3.37%      | 1097.01   | 276     | 3.99%      | 1144.01   | 199     | 9.35%      |
| 303.33 P | 40      | 1.44%      | 1042.06 | 102     | 2.38%      | 1097.02   | 140     | 2.81%      | 1144.02   | 49      | 2.04%      |
| 303.34   | 204     | 3.80%      | 1042.07 | 16      | 0.39%      | 1097.03   | 229     | 8.78%      | 1145      | 182     | 2.93%      |
| 303.35   | 107     | 1.35%      | 1042.12 | 89      | 1.38%      | 1097.04   | 89      | 3.79%      | 1146      | 105     | 4.98%      |
| 303.36   | 61      | 3.15%      | 1042.18 | 154     | 3.76%      | 1097.05   | 114     | 6.62%      | 1147.01   | 67      | 7.31%      |
| 303.37   | 215     | 4.20%      | 1042.19 | 91      | 2.89%      | 1098.01   | 188     | 4.85%      | 1147.02   | 37      | 4.52%      |
| 303.38 P | 113     | 1.62%      | 1042.25 | 155     | 3.74%      | 1098.02   | 238     | 5.24%      | 1147.03   | 144     | 2.08%      |
| 303.42 P | 215     | 2.46%      | 1042.26 | 69      | 1.87%      | 1099      | 98      | 1.52%      | 1148      | 104     | 3.23%      |
| 303.43 P | 119     | 1.26%      | 1043    | 172     | 2.31%      | 1100.01   | 192     | 4.44%      | 1149      | 164     | 5.48%      |
| 303.54   | 123     | 2.80%      | 1044    | 187     | 2.66%      | 1100.02   | 267     | 5.94%      | 1150      | 99      | 3.15%      |
| 303.55   | 413     | 7.09%      | 1045.01 | 130     | 2.82%      | 1101      | 238     | 3.14%      | 1151      | 0       | 0.00%      |
| 303.56   | 111     | 1.37%      | 1045.02 | 292     | 5.24%      | 1102      | 30      | 6.12%      | 1152      | 161     | 5.34%      |
| 303.57   | 73      | 1.15%      | 1046    | 132     | 3.17%      | 1103      | 327     | 4.00%      | 1153      | 181     | 7.27%      |
| 303.58   | 77      | 1.89%      | 1047    | 289     | 3.74%      | 1104      | 351     | 5.83%      | 1154      | 111     | 3.86%      |
| 303.59   | 16      | 0.62%      | 1048.01 | 180     | 4.62%      | 1105      | 138     | 2.92%      | 1155 P    | 154     | 3.80%      |
| 303.60   | 23      | 1.44%      | 1048.02 | 139     | 2.20%      | 1106 P    | 55      | 0.96%      | 1156      | 61      | 2.35%      |
| 303.61   | 189     | 2.56%      | 1049    | 70      | 1.58%      | 1107.01   | 35      | 1.45%      | 1157      | 110     | 2.12%      |
| 303.63 P | 67      | 1.16%      | 1051.01 | 58      | 1.21%      | 1107.02   | 149     | 3.90%      | 1158.01   | 126     | 2.72%      |
| 303.64 P | 59      | 2.68%      | 1051.02 | 79      | 1.82%      | 1108      | 298     | 3.35%      | 1158.02   | 0       | 0.00%      |
| 303.65   | 48      | 2.00%      | 1052    | 289     | 4.37%      | 1109      | 138     | 1.74%      | 1159      | 180     | 4.37%      |
| 303.66   | 23      | 0.90%      | 1053    | 215     | 3.81%      | 1110      | 101     | 2.14%      | 1160      | 246     | 5.22%      |
| 303.67 P | 147     | 3.30%      | 1054    | 42      | 1.13%      | 1111      | 62      | 1.37%      | 1161      | 178     | 4.46%      |
| 303.72   | 139     | 2.65%      | 1055    | 370     | 4.93%      | 1112.01   | 160     | 2.60%      | 1162.02   | 247     | 4.70%      |
| 303.75   | 39      | 1.73%      | 1056.01 | 50      | 1.38%      | 1112.02   | 68      | 2.50%      | 1162.03   | 153     | 7.72%      |
| 303.78   | 61      | 1.16%      | 1056.02 | 340     | 5.91%      | 1112.03   | 39      | 3.83%      | 1162.04   | 224     | 5.83%      |
| 303.79   | 66      | 2.06%      | 1057.01 | 156     | 4.55%      | 1112.04   | 111     | 5.50%      | 1162.05   | 305     | 7.14%      |
| 303.80   | 94      | 2.90%      | 1057.02 | 168     | 4.32%      | 1113      | 356     | 5.57%      | 1163      | 157     | 2.47%      |
| 820.02 P | 132     | 2.51%      | 1058    | 227     | 3.61%      | 1114.01   | 163     | 3.62%      | 1164      | 240     | 5.09%      |
| 820.07   | 154     | 3.76%      | 1059    | 296     | 5.51%      | 1114.02   | 400     | 9.16%      | 1165      | 127     | 2.65%      |
| 820.08   | 231     | 4.58%      | 1060    | 249     | 3.28%      | 1115.01   | 62      | 2.52%      | 1166.01 P | 208     | 3.59%      |
| 820.09   | 162     | 3.81%      | 1061    | 138     | 2.67%      | 1115.02   | 387     | 5.43%      | 1166.02   | 180     | 5.34%      |
| 820.10   | 194     | 5.00%      | 1062    | 26      | 0.75%      | 1116.01   | 85      | 2.49%      | 1167.02   | 187     | 2.51%      |
| 820.11 P | 488     | 6.13%      | 1063    | 122     | 2.30%      | 1116.02   | 413     | 6.06%      | 1167.03   | 103     | 3.36%      |
| 820.12 P | 237     | 7.18%      | 1064    | 46      | 1.58%      | 1117      | 394     | 5.79%      | 1167.04   | 142     | 2.58%      |
| 822.01 P | 197     | 4.70%      | 1065    | 113     | 1.64%      | 1118      | 75      | 2.11%      | 1167.05 P | 76      | 2.35%      |
| 927.06   | 198     | 3.12%      | 1066    | 37      | 0.99%      | 1119      | 58      | 2.23%      | 1167.07   | 32      | 1.04%      |
| 1032.05  | 38      | 1.31%      | 1067    | 285     | 4.08%      | 1120      | 50      | 2.68%      | 1167.08 P | 119     | 2.20%      |
| 1032.06  | 13      | 0.47%      | 1068    | 776     | 9.20%      | 1121      | 320     | 7.61%      | 1167.09   | 52      | 2.22%      |
| 1032.07  | 39      | 1.47%      | 1069    | 225     | 3.51%      | 1122.01   | 233     | 4.92%      | 1167.10   | 109     | 2.16%      |
| 1032.08  | 16      | 0.45%      | 1070    | 183     | 2.64%      | 1122.02   | 181     | 3.92%      | 1167.11   | 80      | 4.03%      |
| 1032.09  | 24      | 0.39%      | 1071.01 | 272     | 6.45%      | 1123.01   | 309     | 5.18%      | 1167.12   | 112     | 2.13%      |
| 1032.10  | 280     | 4.31%      | 1071.02 | 322     | 6.09%      | 1123.02   | 362     | 4.67%      | 1167.13   | 99      | 1.49%      |
| 1032.11  | 73      | 1.50%      | 1072.01 | 247     | 5.25%      | 1124.01   | 264     | 4.61%      | 1167.14   | 174     | 4.62%      |
| 1032.12  | 79      | 1.60%      | 1072.02 | 118     | 2.50%      | 1124.02   | 259     | 4.97%      | 1167.15   | 23      | 0.99%      |
| 1032.14  | 85      | 1.91%      | 1073    | 271     | 4.30%      | 1125.02   | 248     | 4.66%      | 1167.17   | 176     | 5.05%      |
| 1032.15  | 21      | 0.66%      | 1074    | 576     | 8.20%      | 1125.03   | 391     | 4.95%      | 1167.18   | 44      | 2.46%      |
| 1032.16  | 122     | 2.21%      | 1075    | 51      | 1.40%      | 1125.04   | 186     | 5.10%      | 1167.19   | 186     | 2.72%      |
| 1032.17  | 134     | 1.97%      | 1076    | 78      | 1.27%      | 1125.05   | 282     | 4.11%      | 1167.20   | 104     | 2.80%      |
| 1032.18  | 151     | 2.39%      | 1077    | 114     | 3.10%      | 1125.06 P | 374     | 7.08%      | 1167.21   | 78      | 1.96%      |
| 1033.02  | 279     | 3.99%      | 1078    | 63      | 2.84%      | 1125.07   | 255     | 9.51%      | 1167.25   | 115     | 2.59%      |
| 1033.03  | 27      | 0.73%      | 1079    | 63      | 1.59%      | 1125.08   | 158     | 7.55%      | 1167.26   | 95      | 3.27%      |
| 1033.04  | 215     | 4.75%      | 1080    | 6       | 0.17%      | 1126.01   | 144     | 4.81%      | 1167.27   | 35      | 0.95%      |
| 1033.05  | 110     | 3.03%      | 1081    | 14      | 0.75%      | 1126.02   | 206     | 2.79%      | 1167.28   | 98      | 2.26%      |
|          |         |            |         |         |            |           |         |            | 1167.29   | 57      | 1.16%      |

Notes:

|   |
|---|
| 1. Total Population for the selected Census Tracts above = 45,469 Two or More Races |
| 2. Total Population for the Phoenix City Limits = 44,594 Two or More Races          |

Source: U.S. Census Bureau, "Summary File 3," Washington D.C., April 1, 2000

By: Max Enterline, Planner II  
Planning Research Team

Date Revised: March 17, 2005

L:\ArcView Projects - Max\2005\Maps1990-2000\Excel-Files\Two-or-More-Races2000.xls

Note: "P" denotes census tract includes a portion of unincorporated County.