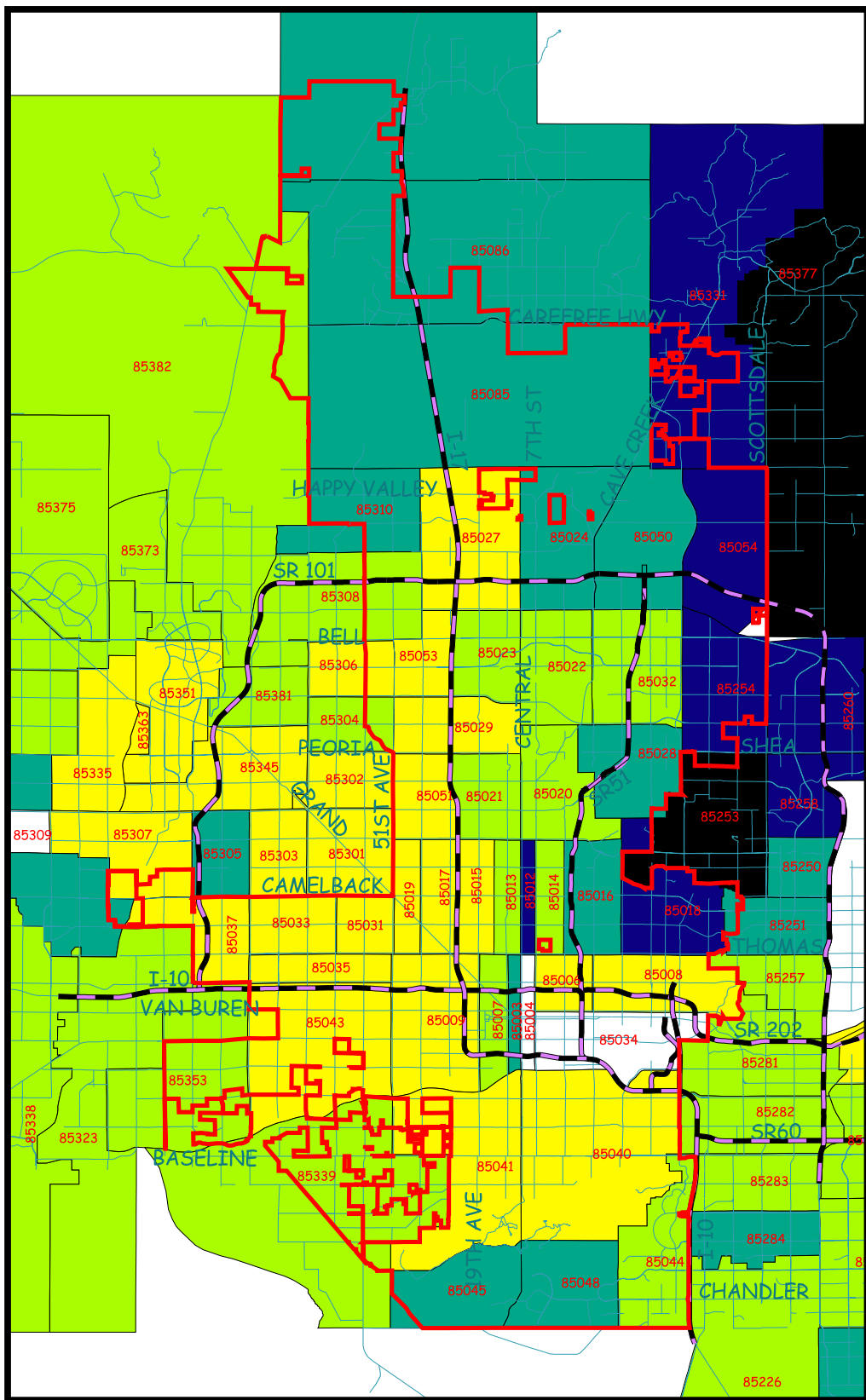


Median Housing Values by Zip Code (2004)




- Year 2004 Phoenix Boundary
- Freeways
- Major Streets
- Median Housing Values by Zip Code 2004
- Not Reported
- \$100,000 - \$150,000
- \$150,001 - \$200,000
- \$200,001 - \$300,000
- \$300,001 - \$400,000
- \$400,001 - \$972,500

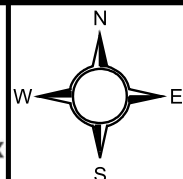
Notes: Zip Code Zones 85004 & 85034 in Phoenix did not have enough sales in 2004 to estimate median housing values (shown as white - not reported in the legend.)

Source: Ryan Konig from the Arizona Republic & Marketron et. al. "Median Housing Sales Prices by Zip Code." March, 2005. Phoenix, Arizona.

By: Max Enterline, Planner II
 City of Phoenix Planning Department
 Research Team
 Revised May 3, 2005.



Planning Department



Median Housing Values by Zip Code 2004

2004 Real Estate Sales Data sorted by Zip Code

ZIP CODE	VALUES	ZIP CODE	VALUES
85003	\$276,750	85226	\$191,000
85004	Not Reported	85233	\$192,000
85006	\$128,000	85234	\$210,000
85007	\$165,000	85236	\$178,040
85008	\$135,000	85242	\$210,634
85009	\$101,000	85248	\$256,250
85012	\$379,500	85249	\$246,000
85013	\$172,200	85250	\$239,000
85014	\$169,900	85251	\$217,500
85015	\$132,900	85253	\$972,500
85016	\$215,000	85254	\$317,000
85017	\$112,710	85255	\$515,000
85018	\$324,750	85256	Not Reported
85018	\$324,750	85257	\$174,500
85019	\$120,000	85258	\$400,000
85020	\$180,000	85259	\$540,000
85021	\$190,000	85260	\$360,000
85022	\$199,000	85262	\$500,000
85023	\$165,000	85263	Not Reported
85024	\$201,545	85264	Not Reported
85027	\$146,000	85268	\$327,000
85028	\$246,100	85281	\$159,000
85029	\$134,900	85282	\$173,950
85031	\$112,500	85283	\$180,000
85032	\$175,000	85284	\$295,250
85033	\$115,900	85296	\$220,000
85034	Not Reported	85301	\$125,000
85035	\$112,000	85302	\$147,000
85037	\$134,000	85303	\$146,593
85040	\$123,400	85304	\$152,700
85041	\$147,000	85305	\$225,476
85043	\$148,026	85306	\$150,000
85044	\$199,000	85307	\$149,250
85045	\$290,000	85308	\$198,000
85048	\$240,000	85309	Not Reported
85050	\$240,000	85310	\$242,500
85051	\$129,900	85323	\$164,242
85053	\$144,101	85326	\$137,347
85054	\$377,250	85331	\$331,000
85085	\$255,500	85335	\$135,000
85086	\$268,725	85338	\$187,500
85087	\$244,871	85339	\$179,570
85201	\$135,700	85340	\$200,724
85202	\$164,900	85345	\$143,000
85203	\$162,250	85351	\$126,500
85204	\$136,600	85353	\$157,000
85205	\$147,500	85355	\$269,950
85206	\$155,000	85361	\$198,170
85207	\$209,500	85363	\$136,797
85208	\$158,000	85373	\$155,000
85210	\$146,900	85374	\$167,000
85212	\$205,000	85375	\$180,000
85213	\$224,000	85377	\$585,000
85215	\$196,750	85379	\$170,237
85219	Not Reported	85381	\$195,000
85220	Not Reported	85382	\$196,000
85224	\$165,750	85387	\$252,286
85225	\$166,000		

2004 Real Estate Sales Data sorted by Median Value

ZIP CODE	VALUES	ZIP CODE	VALUES
85009	\$101,000	85226	\$191,000
85035	\$112,000	85233	\$192,000
85031	\$112,500	85381	\$195,000
85017	\$112,710	85382	\$196,000
85033	\$115,900	85215	\$196,750
85019	\$120,000	85308	\$198,000
85040	\$123,400	85361	\$198,170
85301	\$125,000	85022	\$199,000
85351	\$126,500	85044	\$199,000
85006	\$128,000	85340	\$200,724
85051	\$129,900	85024	\$201,545
85015	\$132,900	85212	\$205,000
85037	\$134,000	85207	\$209,500
85029	\$134,900	85234	\$210,000
85008	\$135,000	85242	\$210,634
85335	\$135,000	85016	\$215,000
85201	\$135,700	85251	\$217,500
85204	\$136,600	85296	\$220,000
85363	\$136,797	85213	\$224,000
85326	\$137,347	85305	\$225,476
85345	\$143,000	85250	\$239,000
85053	\$144,101	85048	\$240,000
85027	\$146,000	85050	\$240,000
85303	\$146,593	85310	\$242,500
85210	\$146,900	85087	\$244,871
85041	\$147,000	85249	\$246,000
85302	\$147,000	85028	\$246,100
85205	\$147,500	85387	\$252,286
85043	\$148,026	85085	\$255,500
85307	\$149,250	85248	\$256,250
85306	\$150,000	85086	\$268,725
85304	\$152,700	85355	\$269,950
85206	\$155,000	85003	\$276,750
85373	\$155,000	85045	\$290,000
85353	\$157,000	85284	\$295,250
85208	\$158,000	85254	\$317,000
85281	\$159,000	85018	\$324,750
85203	\$162,250	85018	\$324,750
85323	\$164,242	85268	\$327,000
85202	\$164,900	85331	\$331,000
85007	\$165,000	85260	\$360,000
85023	\$165,000	85054	\$377,250
85224	\$165,750	85012	\$379,500
85225	\$166,000	85258	\$400,000
85374	\$167,000	85262	\$500,000
85014	\$169,900	85255	\$515,000
85379	\$170,237	85259	\$540,000
85013	\$172,200	85377	\$585,000
85282	\$173,950	85253	\$972,500
85257	\$174,500	85004	Not Reported
85032	\$175,000	85034	Not Reported
85236	\$178,040	85219	Not Reported
85339	\$179,570	85220	Not Reported
85020	\$180,000	85256	Not Reported
85283	\$180,000	85263	Not Reported
85375	\$180,000	85264	Not Reported
85338	\$187,500	85309	Not Reported
85021	\$190,000		

Note: Zip Codes labeled as "Not Reported" indicate that not enough sales were generated in the Zip Code area to assign a median value for 2004.

Source: Ryan Konig from the Arizona Republic & Marketron et.al. "Median Housing Sales Prices by Zip Code." March, 2005. Phoenix, Arizona.

By: Max Enterline, Planner II
Planning Department Research Team

Date Revised: May 3, 2005

L:\ArcView Projects - Max\2005\Maps1990-2000\
Excel-Files\zip-values-2004.xls