

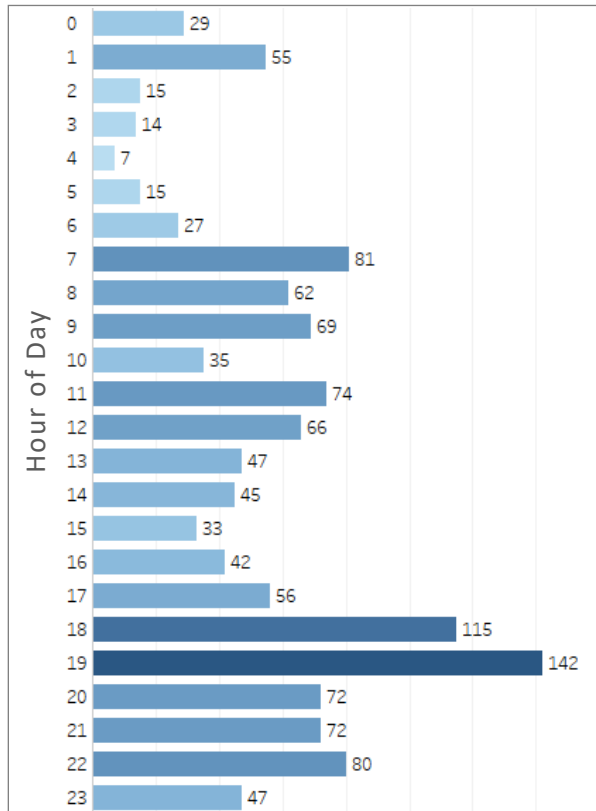
Summer Safety Weekly Recap: 5/23/24 - 5/29/24

Respite/Extended Hour Cooling Center Visitors: 5/23/24 - 5/29/24

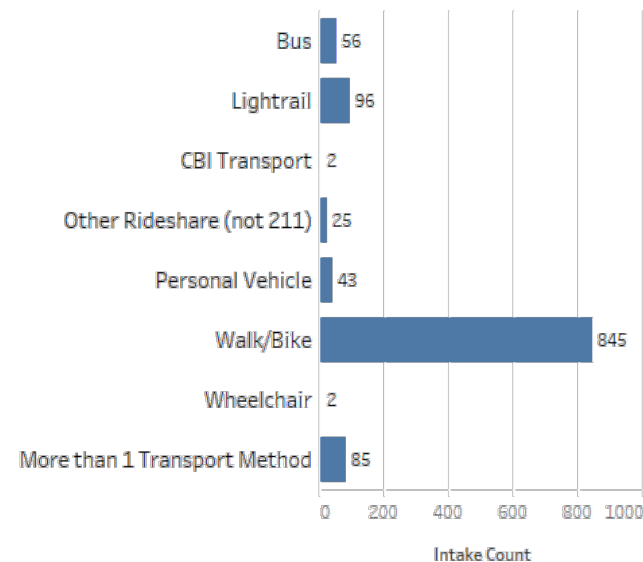
Location Count

Burton Barr - Respite	858
Senior Opportunities West - Respite	194
Cholla Library - Cooling Center	47
Harmon Library - Cooling Center	119
Yucca Library - Cooling Center	82
Grand Total	1,300

Intake Time



Transportation Method



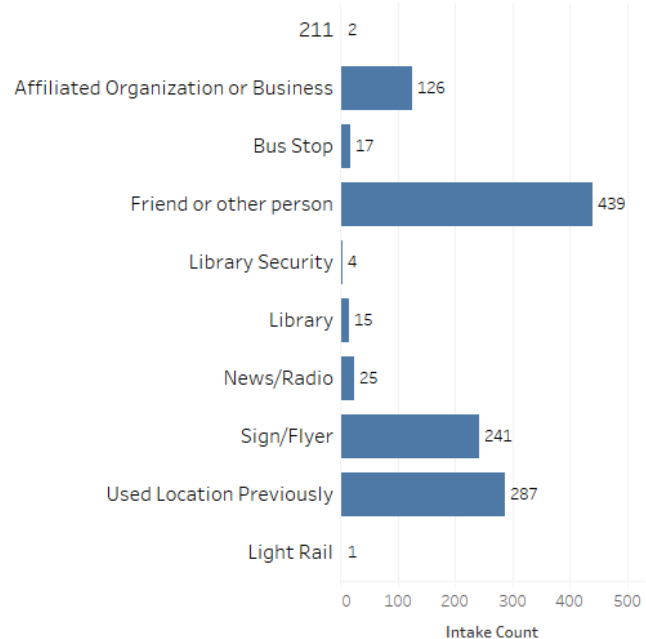
Phoenix Summer Safety Operation Totals 5/1/24 – 5/29/24:

- **63 heat related** calls for service (Source: Phoenix FD). Of those calls, only 2 were within a mile of a cooling center during extended operating hours.
- **2,906 visitors** in respite and extended hour cooling centers (based on intake forms received).
- Beginning on 5/22/24, Cholla Library suspended cooling hours due to a facility issue. Visitors have been able to receive hydration and, if they are interested, a bus pass to another cooling center.
- Overall, **6 and 7pm** have seen the highest number of people arriving.
- **Walk/Bike** has been the most popular method of getting to the cooling center (72%).
- **Word of mouth** has been the most popular method of notification for locating the cooling centers (37%) followed by returning visitors who have used the location previously (23%).
- **2,301 visitors (80%)** indicated they are experiencing homelessness.
- **1,998 visitors (69%)** indicated they just want to get cool and don't need any additional services or referrals.

Referrals

127 referrals were processed and received direct onsite assistance from CBI. **1 referral** self-reported that they were in need of additional follow-up from the City of Phoenix and the Office of Emergency Management initiated that referral on their behalf.

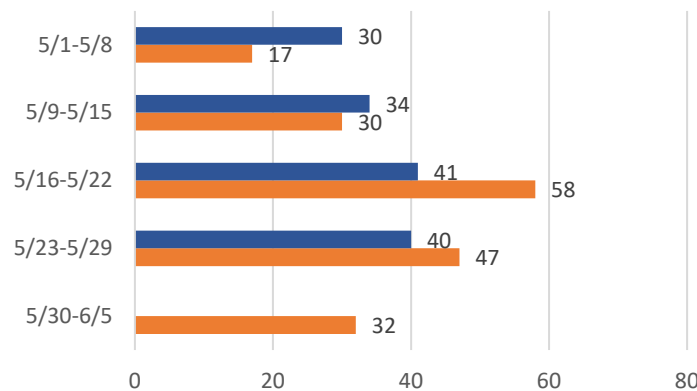
How did you hear about us?



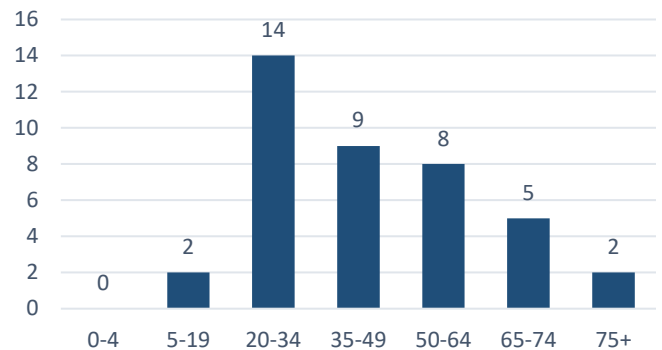
Summer Safety Weekly Recap: 5/23/24 - 5/29/24

Heat Related Calls for Service: 5/23/24 - 5/29/24

Comparative Calls for Service by Week



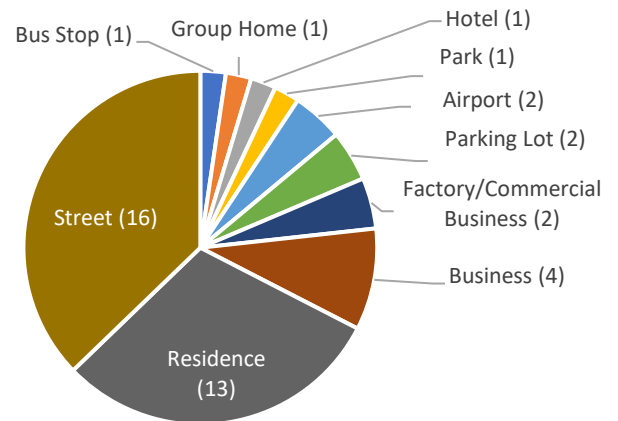
Patient Age




Primary Complaint

Primary Complaint	Count for Week
Heat/Hyperthermia	6
Weakness – General	5
Altered Level of Consciousness	5
Dehydration	4
Dizziness	4
Other (only 1 count of complaint)	9

Location of Patient



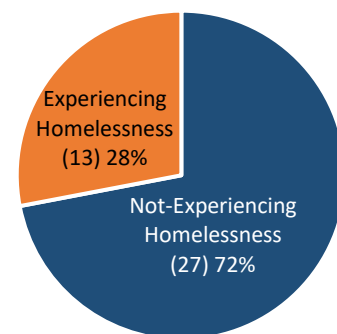
Patients Transported



Top Transport Locations:

- [GSE] BANNER UNIV MED PHX EMER
- [CHEA] VALLEYWISE HEALTH MEDICAL CENTER
- [JCL] HONOR JCL MED CTR EMERGENCY
- [SJE] ST JOES HOSPITAL ER ADULT

Heat Related Calls for Service by Living Situation



The Maricopa County Department of Health has reported the following statistics on heat related deaths:

	4/18/24-5/25/24	4/18/23-5/24/23
Confirmed Heat Deaths	2 (1 in Phoenix)	5 (unknown in Phoenix)
Heat Contributed Deaths	2 (2 in Phoenix)	None Reported

(Source <https://www.maricopa.gov/1858/Heat-Surveillance>)

Definitions

CONFIRMED HEAT DEATHS include cases where heat exposure is listed as a direct cause of death.

HEAT CONTRIBUTED DEATHS include cases where heat exposure is listed as a contributina factor.