

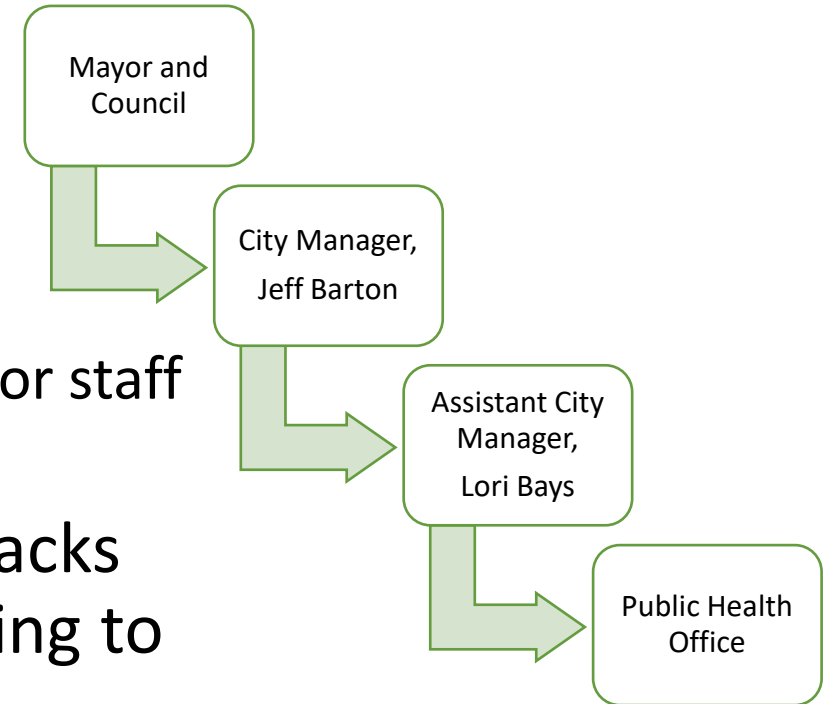


# City of Phoenix Emerging Substance Use Needs

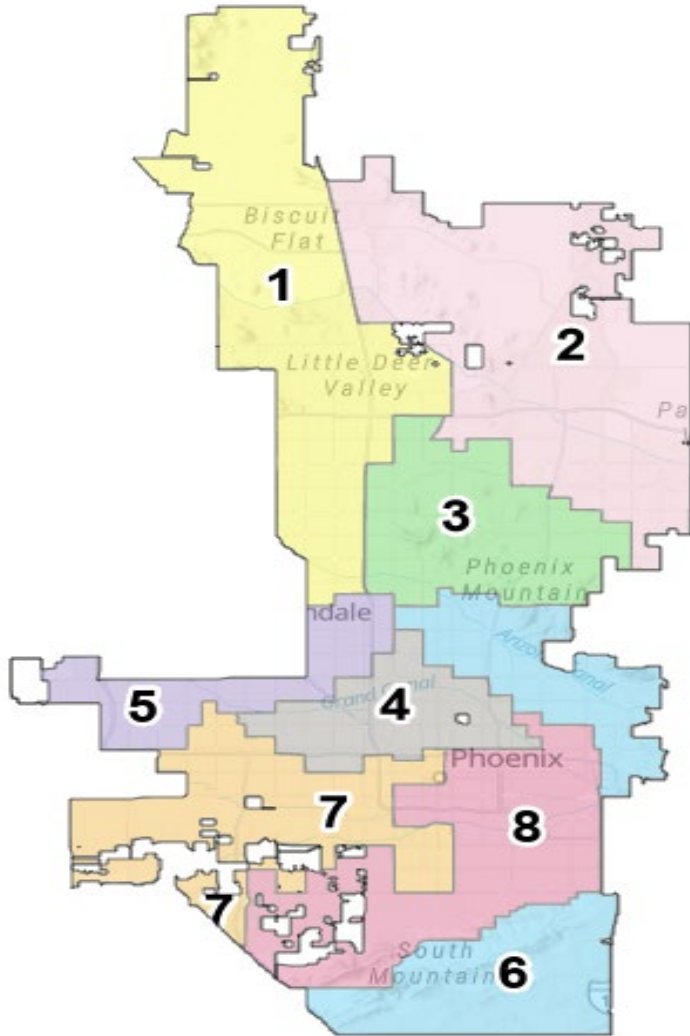
September 7, 2024  
Synergy Conference  
Office of Public Health

# Our Office in Context

- ❖ Began work October 2022
- ❖ Overseeing Opioid Settlement dollars
  - ❖ Naloxone Kits
  - ❖ Over 30 city facilities receiving naloxone free of charge for staff and community members alike
- ❖ Recently launched an open-data dashboard that tracks overdoses, overdose deaths, and EMS calls responding to suspected overdoses
  - ❖ Builds direction for where the office should be focusing efforts

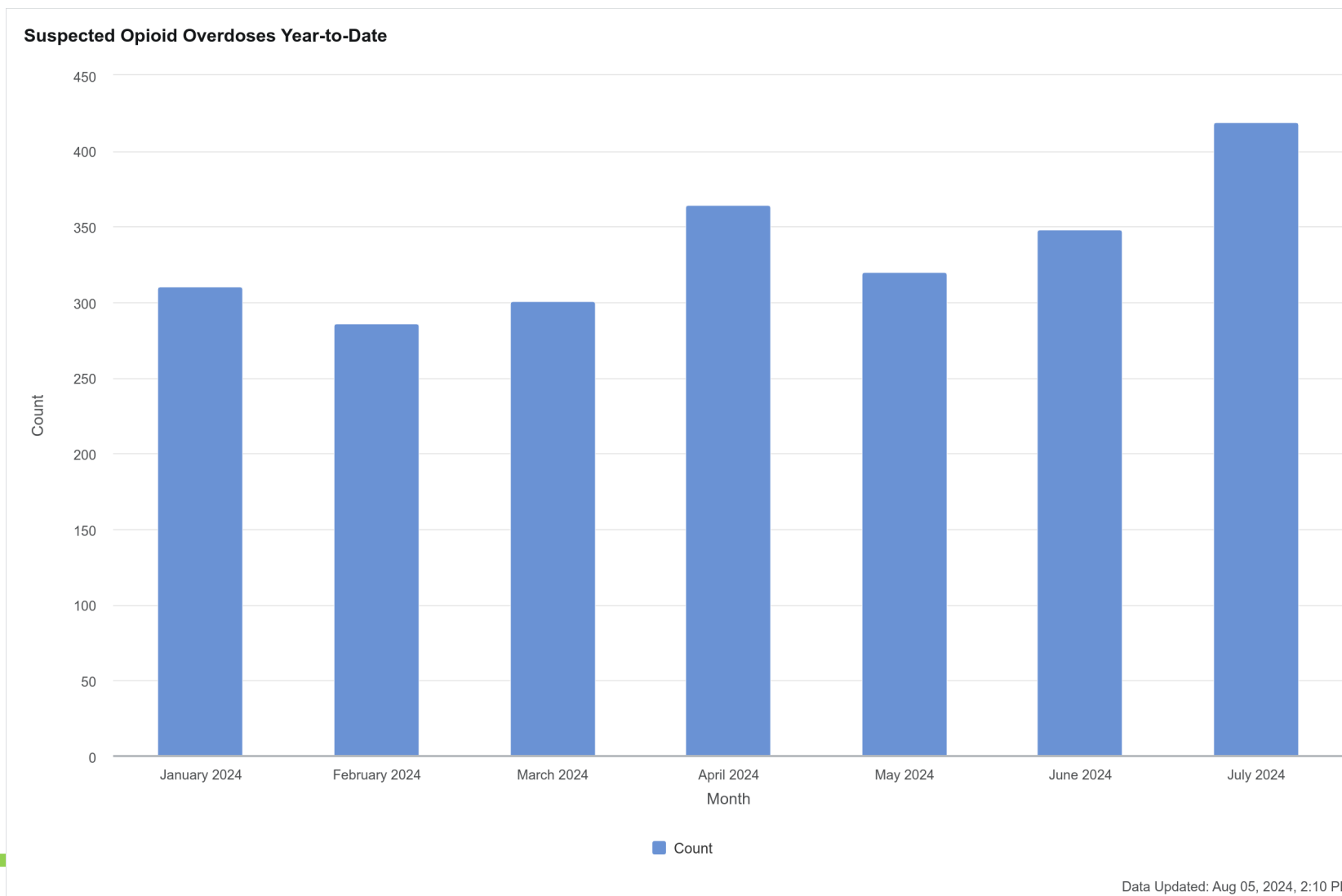


# Our City in Context



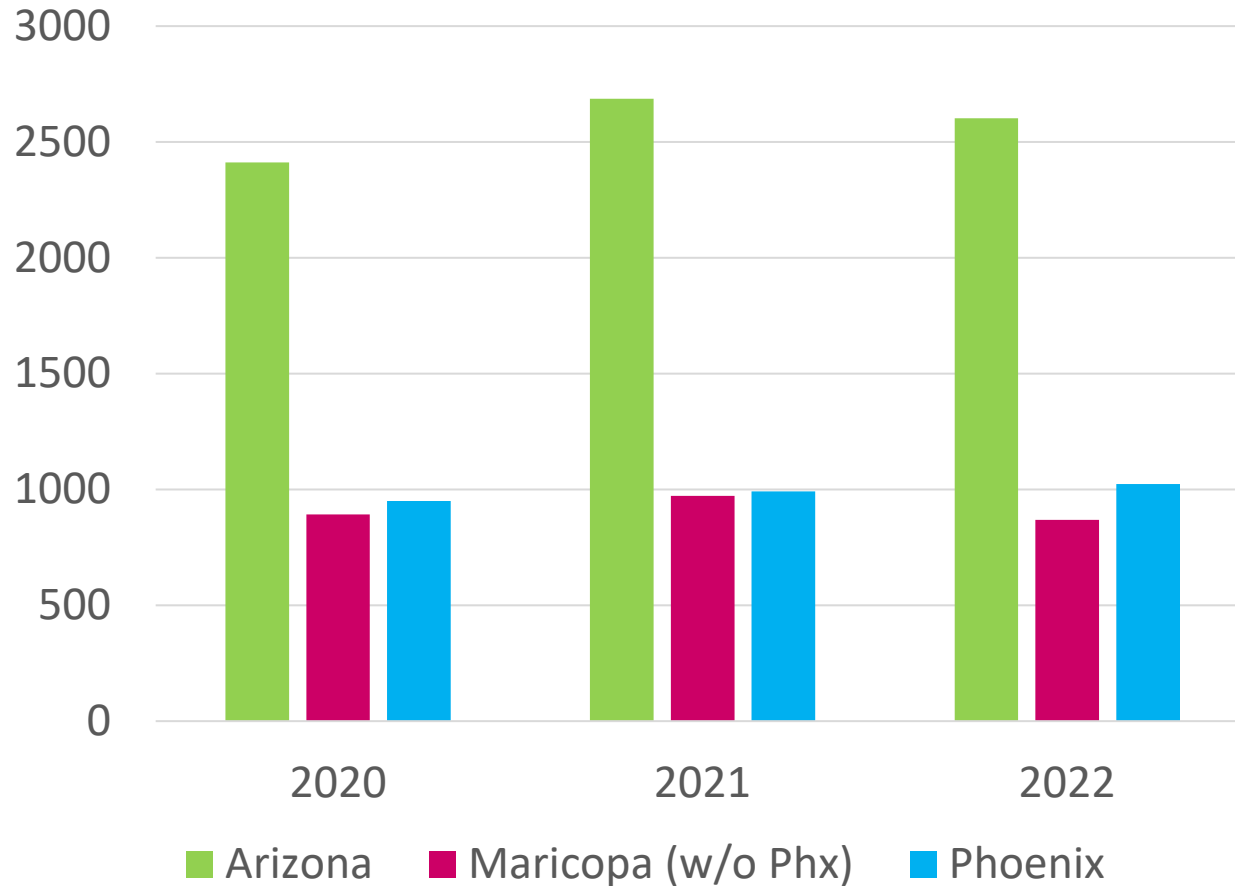
- ❖ 5th largest city within the 4th largest county in the US
- ❖ Mayor-City Manager Government
- ❖ 30+ Departments/Functions
- ❖ 14,000+ Employees
- ❖ All-American City awardee
- ❖ EXISTING CITY PLANS
  - ❖ Climate Change
  - ❖ Heat Response
  - ❖ General Plan
  - ❖ Vision Zero/Complete Streets
  - ❖ *\*Substance Use Strategic Plan\**

# Number of Suspected Opioid Overdoses in Phoenix (Year-to-Date)



Data: Electronic Patient Care Records (EPCR) utilized by Phoenix Fire EMS

# Number of Fatal Overdoses in Phoenix



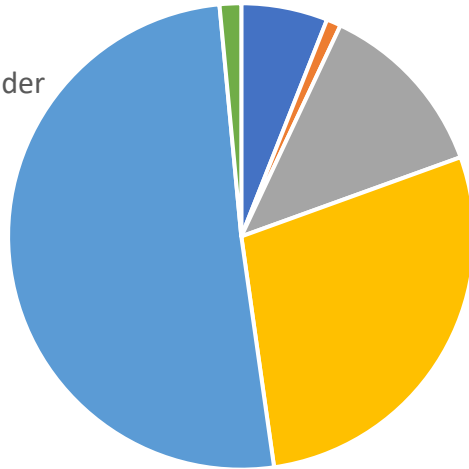
Data: MCDPH, SUDORS

- **39%** increase in fatal overdose rate 2019-2022
- **1.8** times County Rate
- **1,023** Fatal overdoses (2022)
- **54%** of the county total

# 2022: Fatal Overdoses Demographics

## Race & Ethnicity

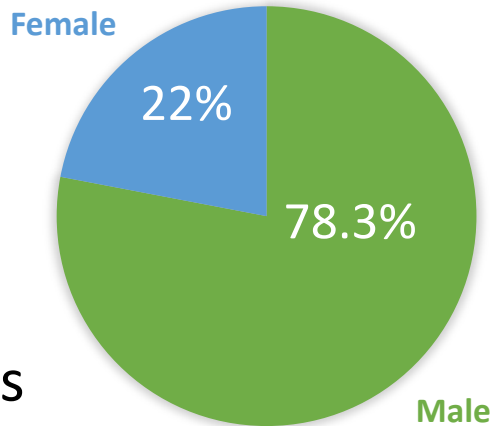
- American Indian or Alaskan Native
- Asian or Pacific Islander
- Black
- Hispanic
- White non-Hispanic
- Other or Unknown



**28.5%**

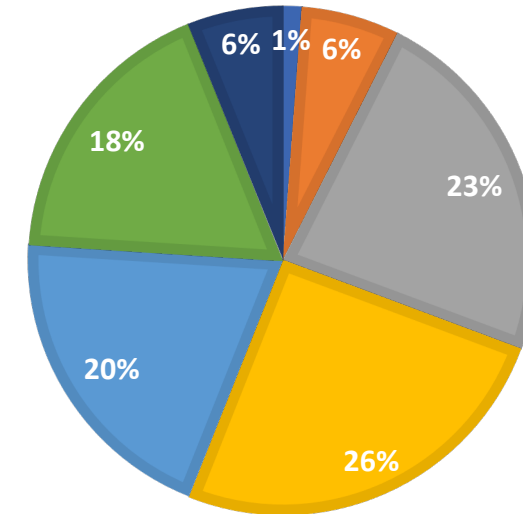
Persons Experiencing Homelessness

## FATAL OVERDOSE BY SEX

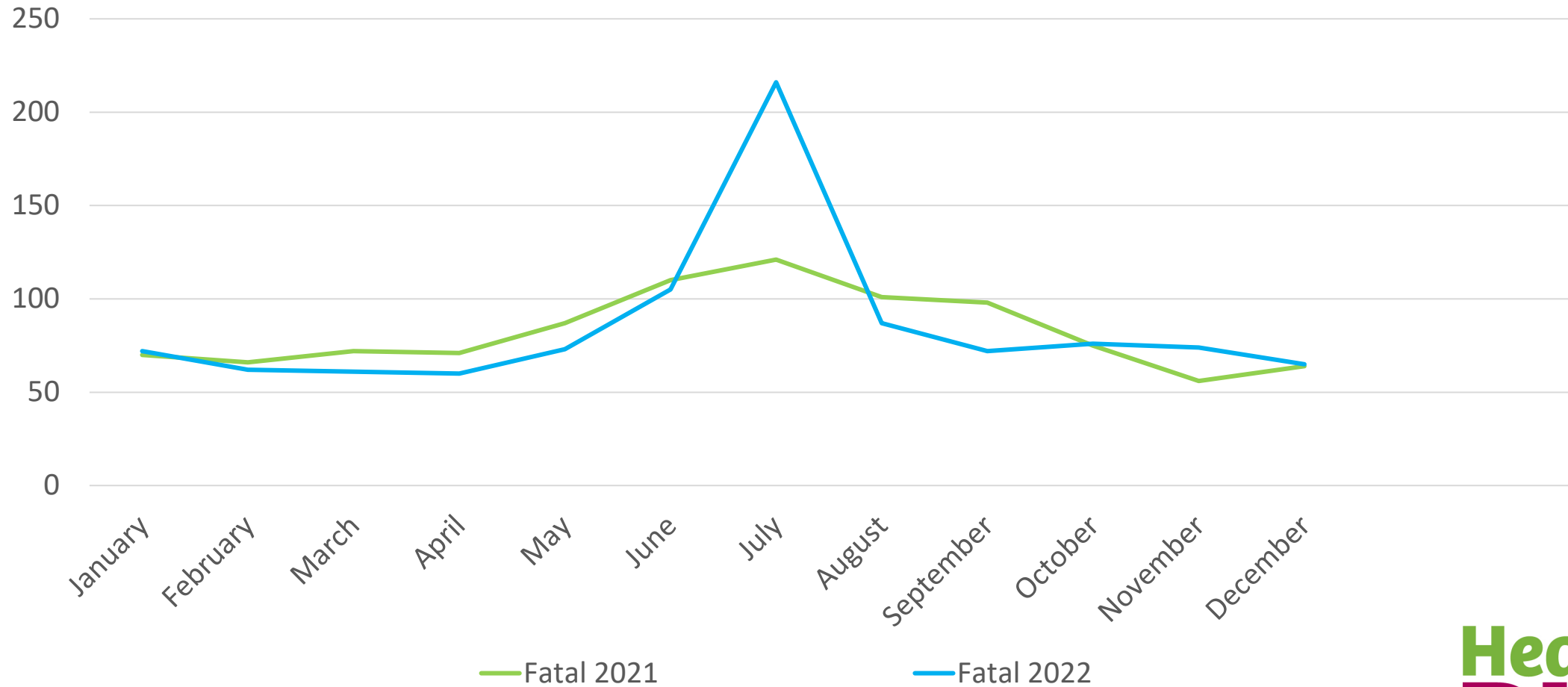


## AGE

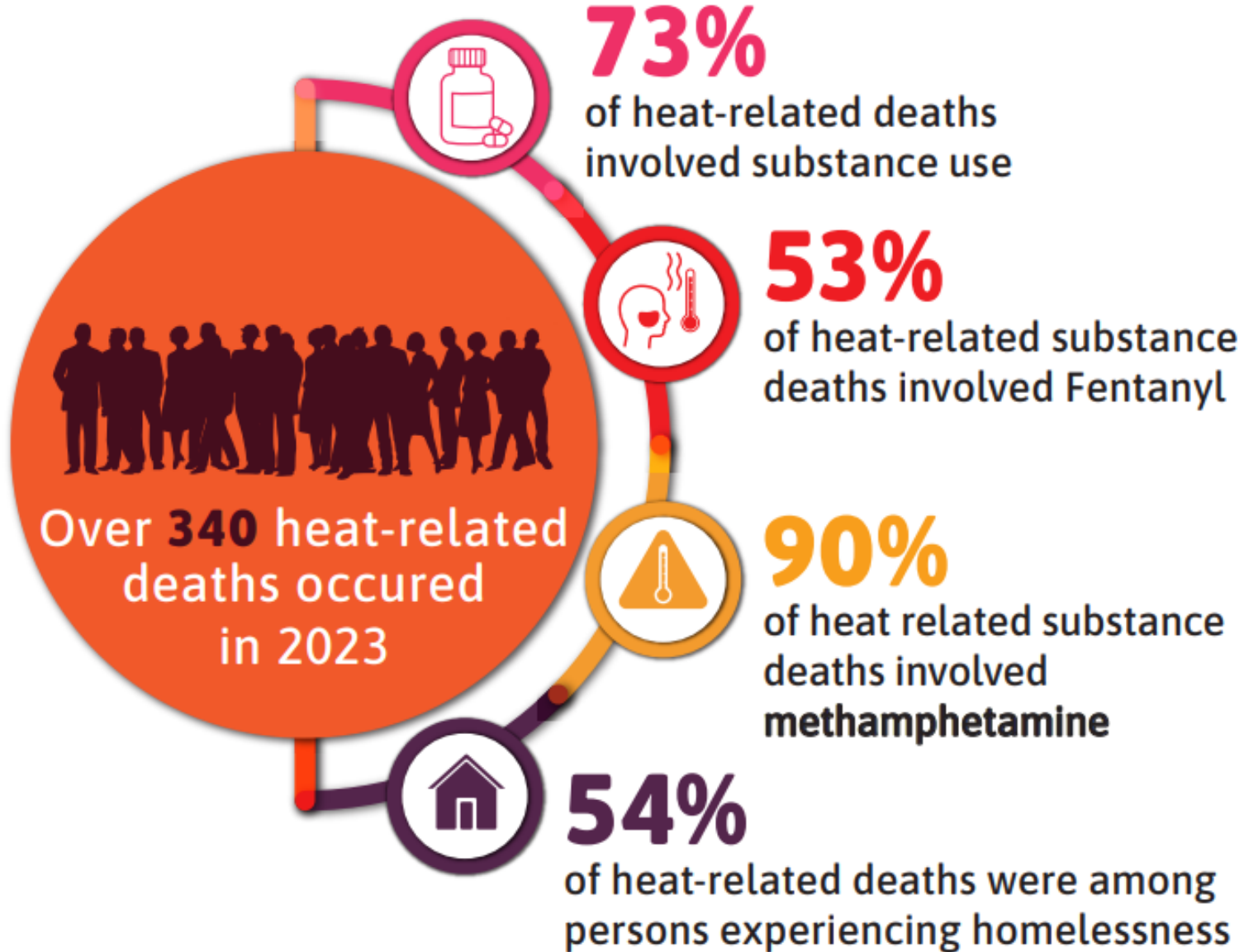
- <18
- 18-24
- 25-34
- 35-44
- 45-54
- 55-64
- 65+



# Spike in Overdoses in Phoenix During the Summer







# Heat Related Risks & Substance Use



---

# 2025-2030 Substance Use Strategic Planning

# Guiding Principles



---

# 5-year Goals

- **Prevent Substance Use-Related Death and Disease**
- **Reduce Barriers to Treatment and Recovery**
- **Prevent Youth Substance Use and Addiction**
- **Strengthen City of Phoenix Behavioral Health Crisis Responses**
- **Reduce Stigma Associated With Substance Use Disorder**
- **Increase Coordination & Collaborative Partnership**
- **Invest in Data Monitoring & Program Evaluation**
- **Understand and Influence the Policy Landscape**

---

# 1-year Activities 2025-2026 Goals 1-4

- **Prevent Substance Use-Related Death and Disease**
  - Naloxone Distribution and Training for Phoenix Community
- **Reduce Barriers to Treatment and Recovery**
  - Screening and referral process for outreach staff
- **Prevent Youth Substance Use and Addiction**
  - Partnerships with K-12 settings for prevention programs
- **Strengthen City of Phoenix Behavioral Health Crisis Responses**
  - Existing teams within the City of Phoenix engaging in responses

---

# 1-year Activities 2025-2026    Goals 4-8

- **Reduce Stigma Associated With Substance Use Disorder**
  - Communication campaigns for broader Phoenix community
- **Increase Coordination & Collaborative Partnership**
  - Advisory Committee for community representatives
- **Invest in Data Monitoring & Program Evaluation**
  - Phoenix Substance Use and Overdose Dashboard
- **Understand and Influence the Policy Landscape**
  - City policies that impact people accessing services such as housing, shelter, treatment

---

# Group Discussion

- How can this plan be a tool for you and your community?
- As a neighborhood leaders, do you identify with the goals or activities?
- What do you think is most important to be included?
  - Short Term – This year
  - Long Term – 5 year

---

Questions ?



yanitza.soto@phoenix.gov  
kelli.kostizak@phoenix.gov  
rachel.sodhi@phoenix.gov

publichealth@phoenix.gov