


Teacher Packet

School Field Trip Information

2024-2025



S'edav Va'aki Museum
4619 E. Washington Street
Phoenix, AZ 85034

(602) 495-0901

SVMeducation@phoenix.gov



City of Phoenix

Index

What to Expect on a Field Trip.....	Page 1
How to Schedule a School Field Trip.....	Page 2
Fees and Payments.....	Page 3
Additional Activities.....	Page 4
Site Introduction and Lunch.....	Page 5
The Day of Your Field Trip	Page 6
Frequently Asked Questions and Cancellations	Page 7
Parking Information.....	Page 8
Craft Activities.....	Page 9

Pronunciation Guide:

S'edav pronounced suh-dahf

Va'aki pronounced VAH-ah-kee

O'Odham pronounced awe-THUMB

Piipaash pronounced pee-POSH



What to Expect on a Fieldtrip

Get hands-on with prehistory! Students learn about the unique cultural landscape of the Ancestral Sonoran Desert People, known to archaeologists as the Hohokam, by visiting this 1,500-year-old village site known as S'edav Va'aki. Students can explore reconstructed houses, discover the wonders of a prehistoric irrigation system, learn about the science of archaeology, and gain a greater appreciation for the ingenuity and skill of the ancestors.

****During the summer of 2024 and 2025, portions of the museum will be closed for renovations. Please contact 602-495-0901 prior to visiting for updated information concerning summer hours. ****

Vision

S'edav Va'aki Museum will be recognized as the gateway to the cultural history of the Phoenix area. In collaboration with our communities, we will create memorable experiences that link past to present.

To honor the site of S'edav Va'aki Museum as a unique community resource through sound preservation practices, engaging educational programs, and the thoughtful care and presentation of cultural materials. For all audiences, S'edav Va'aki Museum will foster understanding, appreciation, and respect for our shared cultural history.

Land Acknowledgement Statement

The Parks and Recreation Department acknowledges the City of Phoenix is located within the homeland of the O'Odham and Piipaash peoples and their ancestors, who have inhabited this landscape from time immemorial to present day. The landscape is sacred and reflects cultural values central to the O'Odham and Piipaash way of life and their self-definition. This acknowledgment demonstrates our commitment to work in partnership with the Ancestral Indigenous Communities to foster understanding, appreciation, and respect for this heritage.

For the complete acknowledgement click this link:

<https://www.phoenix.gov/parkssite/Documents/Land%20Acknowledgement%20Language.pdf>

How to Schedule a School Field Trip

To book a school field trip, fill out our online form:

<https://www.phoenix.gov/parks/arts-culture-history/sedav-vaaki/education/tours>. If you prefer to call S'edav Va'aki Museum to schedule your field trip, you can reach us at (602) 495-0901, Monday through Friday, 9 a.m. to 4 p.m.

As of October 17th, 2024, S'edav Va'aki Museum will be transitioning to a new opening hours and can only schedule field trip requests on Monday, Thursday, and Friday. The site will then be closed every Tuesday and Wednesday for the foreseeable future. School groups may request an introduction to the museum and archaeological site. Introductions begin at **10:00 a.m.**, Mondays, Thursdays, and Fridays, October through April. After the introduction, the remainder of the visit will be self-guided. The recommended group size is 60-students. Larger groups will be asked to divide their group and visit in person on two separate days.



The average self-guided visit takes approximately 1-1½ hours and larger groups may take longer. Please have a few dates available and schedule them as far in advance as possible.

1. When you contact us, we will ask you for the following information:

- Possible field trip date(s)
- Name and address of school
- Identify if you are a Title 1 school
- Name of contact person
- Phone number and e-mail of contact person
- Number of students and grade level
- Any special considerations or special needs
- Craft requests (requiring additional fees)
- Supplemental activities packet requests
- Method of payment (cash, check, purchase order, or credit card)

2. After booking a fieldtrip, you will receive a confirmation e-mail about your reservation.

3. We strongly suggest that teachers schedule a **FREE** visit to S'edav Va'aki Museum to prepare for their future fieldtrip. They may bring one additional guest for free admission. Teachers are required to call a minimum of 2 weeks before their visit to confirm their reservation. Please download an Education Invitation Letter at <https://www.phoenix.gov/parks/arts-culture-history/sedav-vaaki/education/resources> for free entry.

4. S'edav Va'aki Museum also offers virtual programs for pre/post visit content, which include educational videos and activities. You can find them here: [phoenix.gov/parks/arts-culture-history/sedav-vaaki/education/virtual-programming](https://www.phoenix.gov/parks/arts-culture-history/sedav-vaaki/education/virtual-programming)

Fees


Admission fees will increase when field trip reservations are scheduled after 12/31/24.

Admission Fees	Reservation made prior to December 31, 2024	Reservation made after December 31, 2024
Student	\$1/person	\$3/person
Teacher / Chaperone	\$6/person	\$13/person

Adult to Student entry ratio is 1:7
For every 7 students, 1 Teacher/Chaperone is required.

For example:

- 7 students require 1 chaperone
- 20 students require 3 chaperones
- 30 students require 4 chaperones
- 60 students require 8 chaperones



Also, for every 7 students, 1 chaperone or teacher will be granted free admission into the museum. If there are more chaperones in your group than the ratio allows for free entry, please pay the \$6.00 adult museum admission. **Please note:**

On the day of your field trip, the number of chaperones/teachers you get for free will be based on the number of students you actually bring.

Payments

- Purchase Order payments MUST be received **two weeks** prior to your visit.
- Payments can be made in advance OR on the day of your visit via cash, check or credit cards. (Make checks payable to: City of Phoenix)



Additional Activities:

Craft Kits- \$2/student

(Craft Kit prices will increase during the 2025-2026 academic school year)

Kit requests must be made during initial field trip reservation. Kits will be packaged for easy assembly back at school. Each kit also includes an educational PowerPoint and instructions. Contact us if you would like to learn more about our onsite craft options. Onsite crafts are offered only on certain days of the week and must have a special reservation. Types of craft activities are listed on the last page.



Discovery Backpacks- Free (Limit 20 Students)

Discovery Backpacks encourage guests to explore the museum and site through hands-on learning. The backpack contents are intended to foster inclusion for guests of all ages and neurodiverse abilities, spark interest, and be entertaining, as well as educational. Materials inside the backpacks include information about water, architecture, mapping, geology, and local fauna. Contact us if you would like to learn more. (10 backpacks are available)

Detective Archaeology- (Limit 15 students)

Put away your shovel and put on your detective hat! There is more to archaeology than just digging. The artifacts uncovered tell a story about the past. Using themes of observation, inference, and evidence, guests can use placement context clues about their artifacts to answer questions about the pretend site.

Agents of Discovery-Free

Using your own smart phone or tablet, learn about the Ancestral Sonoran Desert People through this educational, interactive augmented reality (AR) game. Walk around the S'edav Va'aki site and find challenges to solve with Agent Quinn a Gambel's Quail.


To get started:

1. Download the Agents of Discovery game on your mobile device. Find it for free on **Apple App Store** and **Google Play Store**.
2. Search and download the S'edav Va'aki Mission.



Site Introduction

The Site Introduction summarizes the significance of the S'edav Va'aki site and the Ancestral Sonoran Desert People who lived at this location. It also addresses the connection the site has to the O'Odham and Piipaash peoples. Exploration of the outdoor interpretive trail and museum galleries is self-guided.



- Introductions start promptly at **10:00 a.m.** and will take roughly 15-minutes. If you arrive early, you are welcome to do a portion of your self-guided visit whilst you wait.
- If you are over half an hour late for your visit, we will not be able to offer an introduction.
- Groups of more than sixty (60) students: Larger groups will require more time for their Site Introduction and visit in general, due to occupancy capacities. Please inquire when making your reservation.

Lunch

We have picnic tables, that seat up to 75-people, available on a first come, first serve basis. There are no food services or vending machines on site.



The Day of Your Field Trip

- **Cultural Awareness-** Teachers with Native American students: Please inform their parent/guardian in advance that their child will be visiting an ancestral site.
- Upon arrival, please have the group form a single-file line on the walkway in front of the museum to allow room for other guests to walk by. Have a teacher check in at the front desk to pay and report the number of students and the number of adults attending.
- Please have no more than 30 children inside the museum at the same time due to the limited space.
- Restrooms are in the museum lobby. Only 5 children are allowed inside the restroom at the same time and must be monitored by a chaperone or teacher.
- If you requested a Site Introduction, it will take place at 10:00 a.m.
- You will be shown where items, such as lunches, may be stored. This is an unsecured location, so no personal items should be left unattended.
- Chaperones must always remain with their group. It is the responsibility of chaperones (and teachers) to maintain orderly student conduct and assist with the activities. Please remember this is a sacred site for many other visitors.
- Please ensure all guests stay on the trail and do not climb walls or move stones.
- It is highly encouraged for everyone to wear hats, closed-toed shoes, and bring bottled water when using the trail.
- Do not move or remove any artifacts.
- No food is allowed inside the museum.
- Drinks must have a closeable lid.
- The museum and archaeological park are ADA accessible.



Frequently Asked Questions

How long do field trips last?

Approximately 1 to 1-1/2 hours.

How long is the Interpretive Mound Trail?

2/3 of a mile loop, 1/2 mile with short cut. It is wheelchair accessible.

How many people can the picnic tables accommodate?

75 people.

Where are the restrooms located?

They are in the museum lobby.

What if our group is delayed and we miss our field trip time?

If you are going to be late, please call! Welcome and introduction begins promptly at 10:00 a.m. If you miss this time, you can still do your self-guided visit. If you are late, all crafts will be provided as a take-home activity. If you miss your time completely, you can call to reschedule.

Do the field trips and activities meet Arizona Academic Standards? Yes, you

can find them on our website at <https://www.phoenix.gov/parks/arts-culture-history/sedav-vaaki/education/resources>

Cancellations

Please call and notify us as soon as possible at (602) 495-0901. This allows us to make the date available to other school groups.



Bus Parking Information

Washington Street

S'edav Va'aki Museum

4619 East Washington Street

Phoenix, Arizona 85034

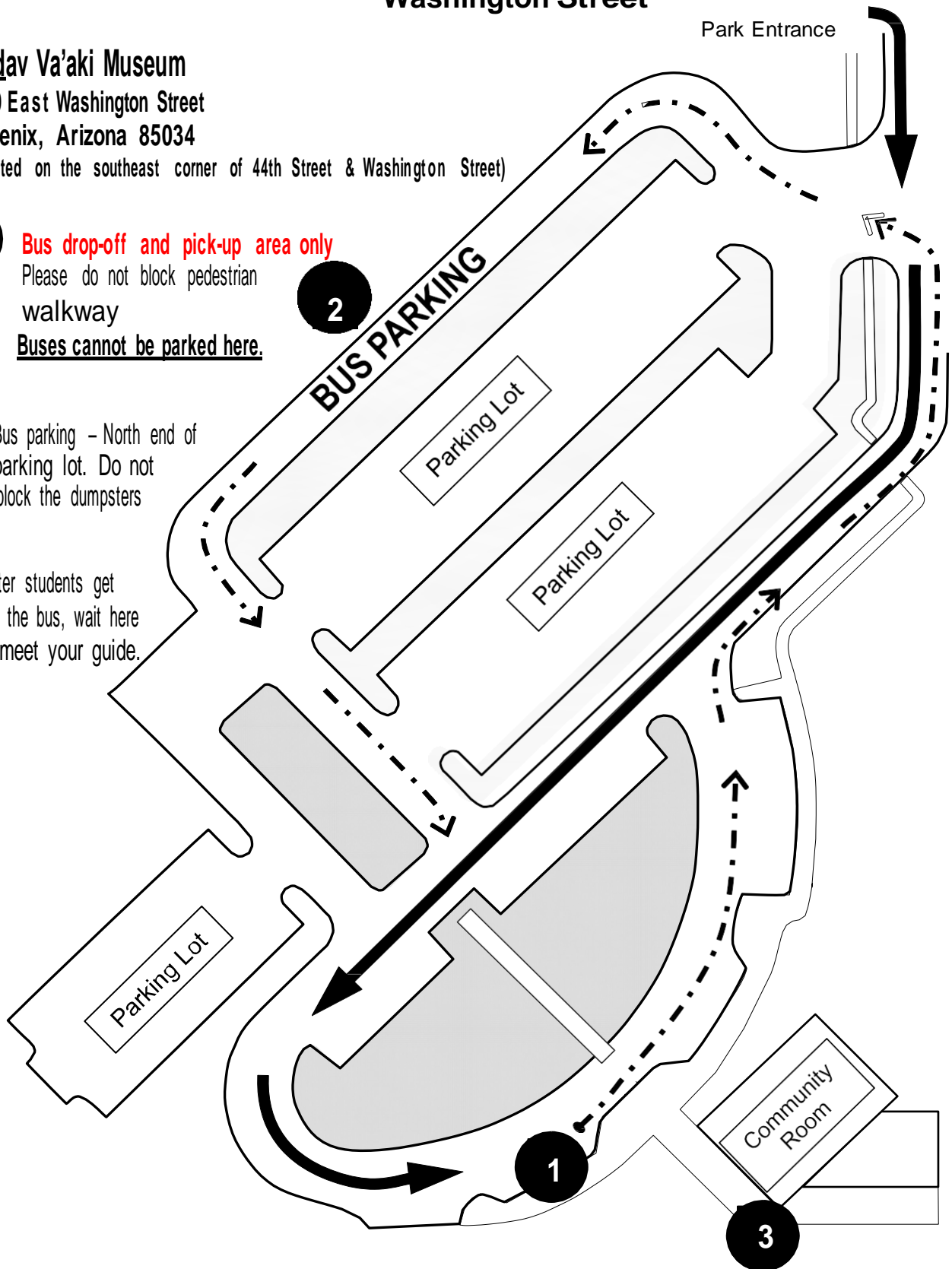
(Located on the southeast corner of 44th Street & Washington Street)

Park Entrance

- 1** Bus drop-off and pick-up area only
Please do not block pedestrian walkway
Buses cannot be parked here.

- 2** Bus parking – North end of parking lot. Do not block the dumpsters

- 3** After students get off the bus, wait here to meet your guide.



Craft Activities

(Craft Kit prices will increase during the 2025-2026 academic school year)

The Museum offers a wide range of Native American inspired craft activities. These crafts supplement topics learned by your students during their visit. If you are interested in any of the activities below, please let us know when you schedule your field trip. Craft activities are \$2.00 per student.

Sandpaper Pictographs (K – 1st grade)

Did you know the Ancestral Sonoran Desert People made special designs on rocks called pictographs? Learn about these rare works of art as you create your own. Time: 30 minutes (including instruction/ demonstration)



Shell Jewelry (K– 1st grade)

The Ancestral Sonoran Desert People traded for marine shell with people in the Gulf of Mexico and along the California coast. The shells would then be decorated. Create a design on a printed paper shell shape that will be put on string to simulate the traditional craft of shell decorating. Time: 30 minutes (including instruction/demonstration)

Embellished Desert Tortoise (1st – 3rd grade)

Tortoises have lived on earth since the Miocene Epoch, and their shells have been critical to their survival. Create a desert tortoise out of card stock with an embellished shell using yarn, markers, and glitter. Time: 30 minutes (including instruction/demonstration)

Pony Bead Corn (1st – 4th grade)

Corn is one of the most important and widely grown crops in the world. Did you know that all corn arose from a single domestication approximately 9,000 years ago? Learn about this amazing crop as you make your own pony bead corn on the cob. Time: 30-40 minutes (including discussion and instruction)

Plaster Petroglyphs (3rd – 6th grade)

Students create their own petroglyphs with prehistoric design elements. Time: 30-40 minutes (including discussion and design time)

Prehistoric Pottery (3rd – 6th grade)

Learn about prehistoric pottery making techniques of the Southwest. Students will make their very own coil or pinch pot! Time: 30-40 minutes (including discussion and instruction)

Yucca and Agave Inspired Cordage (only for 6th grade and up)

Students learn the traditional craft of making a two-strand cord. Create a bracelet using the raffia cordage & beads. Time: 30-40 minutes (including discussion and design time)