

# Early Literacy Fact Sheet

## Arizona



### 3rd Grade Reading Proficiency, 2013

Arizona's Instrument to Measure Standards (AIMS)

Student Type	% Meets/Exceeds
<b>All Arizona Students</b>	<b>77</b>
Hispanic	69
Economically Disadvantaged	69
English Language Learners	58
Native American	57
Special Education	42

AIMS: % Meets or Exceeds

All Arizona Students



### 4th Grade Reading Proficiency, 2011

National Assessment of Education Progress (NAEP)

Student Type	% Proficient/Advanced
All US Students	32
<b>Arizona Students</b>	<b>26</b>
Hispanic	16
Economically Disadvantaged	15

- 3 out of every 4 fourth graders in Arizona cannot read proficiently.
- Only Nevada, Alaska and Washington, D.C. have lower NAEP percentages.

**546,609**

Population of children under age 6

2010; *US Census Bureau*

**67%**

Children ages 3 to 4 not enrolled in preschool

2009-11; *Kids Count*

**78%**

Schools with full-day kindergarten among those with kindergarten

2013; *Arizona Board of Education*

### Workforce Implications

**23%**

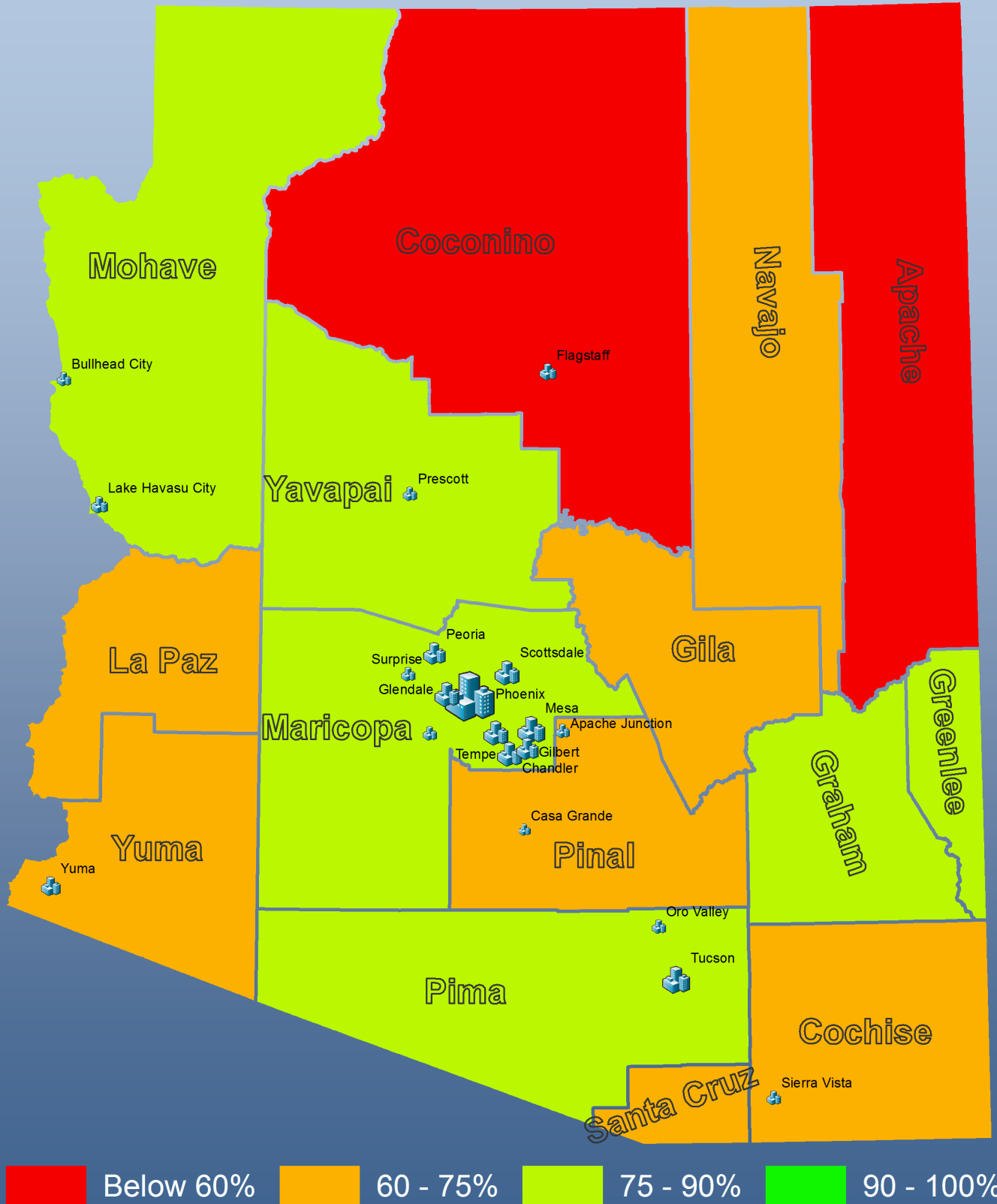
- High school students not graduating/not ready for college  
Four year graduation rate: 77%  
2012; *Arizona Department of Education*

# Early Literacy Fact Sheet

## Arizona




### Arizona 3rd Grade Students Passing AIMS by County



# Early Literacy Fact Sheet

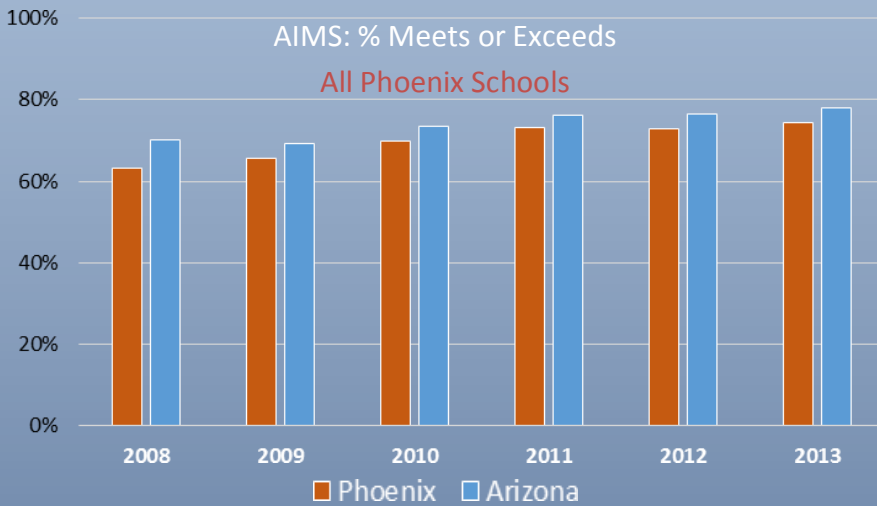
## Phoenix



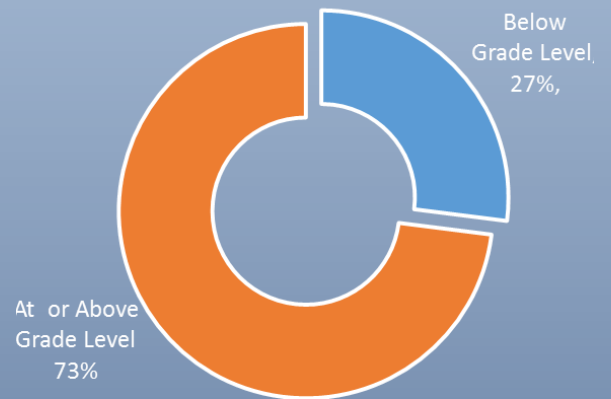
**1 out of 3** 3rd grade students with a score of “falling far below” in the state of Arizona attends a Phoenix school.



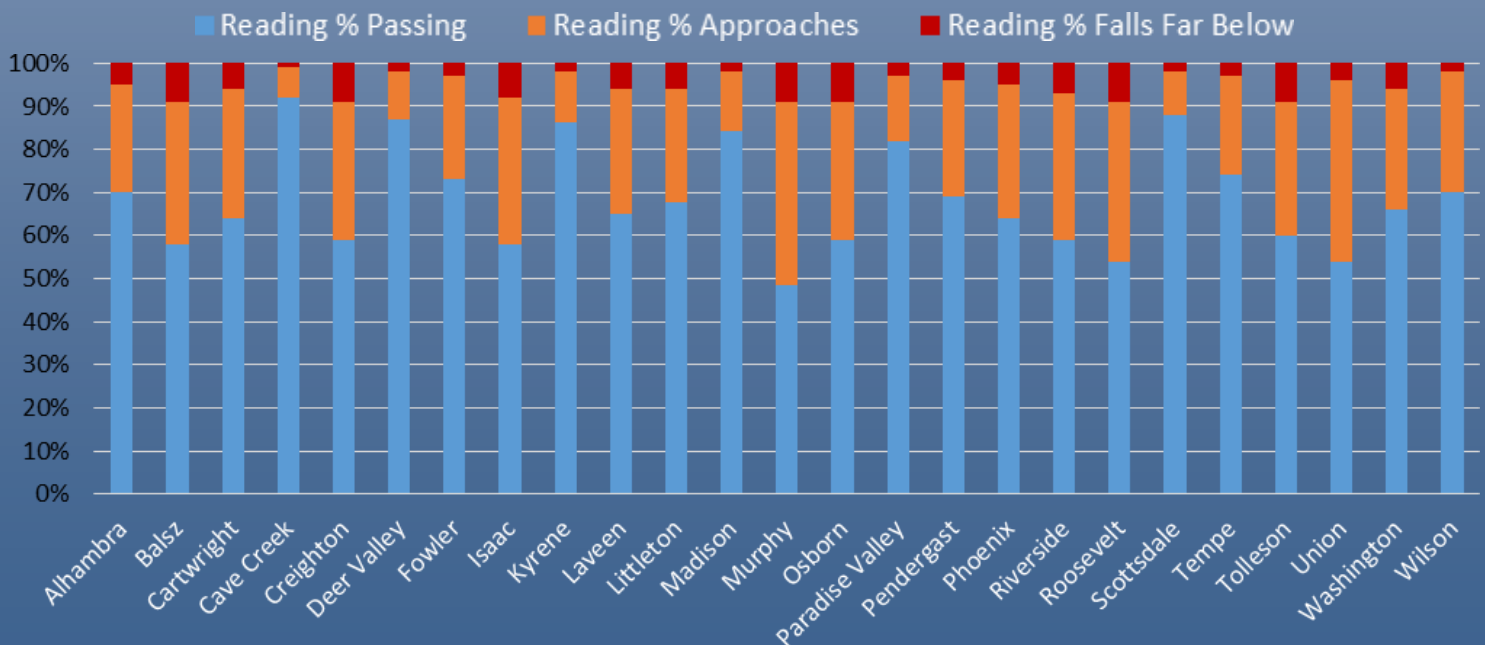
**Over half** of 3rd grade students in Maricopa County who are not reading proficiently attend a Phoenix school.



2013 3rd Grade Phoenix AIMS Reading Scores



2013 AIMS results for Phoenix 3rd Grade



# Early Literacy Fact Sheet

## Phoenix



### Phoenix 3rd Grade Students Passing AIMS

